

◊ CELEBRATING OUR UNITY ◊

VISION OUR FUTURE



NAVVS
ANNUAL REPORT
1 July 2009 – 30 June 2010

Our Vision, Our Future

“The basic purposes of our world services are communication, coordination, information, and guidance. We provide these services so that our groups and members can more successfully carry the message of recovery and so that our program of recovery can be made more available to addicts everywhere. Although all parts of our service structure affect and are affected by NA as a whole, only at this level do we find service bodies designed to deal with problems that involve our entire fellowship.”

A Guide to World Services in NA

NA World Services, Inc.

Annual Report
1 July 2009 – 30 June 2010

Contents

| | |
|--|-----------|
| Our Vision, Our Future | |
| A Note from Your World Board | I |
| Your World Services Trusted Servants | 4 |
| Conference Projects | 5 |
| New Literature | 5 |
| Service System | 7 |
| “Living Clean” | 8 |
| Fellowship Development | 11 |
| NAWS Workshops | 11 |
| Count of Groups and Meetings by Region/Country | 16 |
| Public Relations | 21 |
| Public Relations and Spain | 21 |
| 2009 Membership Survey | 22 |
| Essential Ongoing Services | 25 |
| Fellowship Services | 25 |
| Translations | 29 |
| Information Technology | 33 |
| Our Fellowship’s Literature & Trademarks | 37 |
| Conventions and Events | 39 |
| Staff and Offices | 43 |
| Financial Reports | 49 |
| Invest in Our Vision | 50 |
| Unit Distribution Trends | 52 |
| Consolidated Statement of Financial Position (Balance Sheet) | 58 |
| Consolidated Statement of Activities (Income Statement) | 59 |
| Independent Auditors’ Report | 64 |
| Fellowship Contributions | 75 |

All of the efforts of
Narcotics Anonymous
are inspired by the primary
purpose of our groups.
Upon this common ground
we stand committed.



Our Vision, Our Future

A Note from Your World Board



As we do each year, we want to start this report by sharing our gratitude for the opportunity to serve the NA Fellowship. The *NAWS Annual Report* is an end-of-year review of the work we do at NA World Services on behalf of the fellowship, along with a look ahead to some of the goals we may have for the coming year and beyond. The theme for this year's annual report is the theme for the 2010–2012 conference cycle, *Our Vision, Our Future*. This theme evokes the work being done as a part of the Service System Project (an update appears later in this report), including the unanimous adoption of *A Vision for NA Service* at the conference this year and the ongoing challenge of designing a service system that will meet the needs of our worldwide fellowship now and for years to come. But at an even more basic level, *Our Vision, Our Future* speaks to the power of the NA program: As addicts, we couldn't imagine a life without drugs, but the hope we were offered by the NA program made it possible for us to envision a new way of life for ourselves. Rallying together as a fellowship behind *A Vision for NA Service*, we are boldly reaffirming our commitment from the Basic Text: that “no addict seeking recovery need die without a chance to find a better way of life.”



There are times when we face great challenges in our collective efforts to pursue that reality, however, and this year has not been without adversity. As will be discussed in other sections of this report, the rises in costs of doing business in recent years have not been countered by increases in income. We have drastically reduced our expenses since 2008, but our revenues for both literature sales and fellowship contributions have actually been on the decline, making it far more difficult to accomplish our goals. The only area in which our expenses have increased has been in Fellowship Development, a vital element of working toward our vision. Due to the ongoing challenges of diminished revenue, it is important now more than ever that we look for the most creative and



cost-effective ways to continue moving toward our vision.

In the earlier part of this fiscal year, we held the Thirty-Third World Convention of NA in Barcelona, Spain. This convention represented the largest gathering of recovering addicts ever in Europe, and it was a testament to our diversity as a fellowship with members from 65 countries registered. We are hopeful that the energy created by this convention will continue to serve as inspiration for all who were able to attend, particularly the Spanish NA community and the larger European NA community, for years to come.

By the time WCNA 33 took place, the beginning stages of our preparations for the 2010 World Service Conference were already underway. This included finalizing edits on the literature projects that were active at the time,

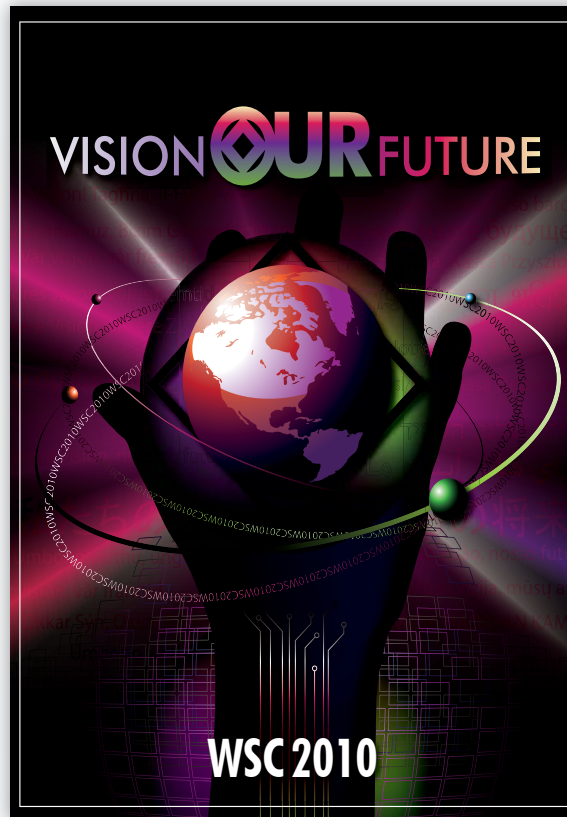
In Times of Illness and two IPs for self-support; it also included getting started on the preparations for *Conference Agenda Report* material for the two-cycle projects Living Clean and the Service System. We have included discussions about these projects later in this report. The other aspects of our preparation for the conference involved putting together the *Conference Agenda Report*, compiling materials for the Conference Approval Track mailing, and writing the *March Conference Report*. While all

of this was being done, we also traveled to various zonal and regional events to participate in workshops and help provide local members with information about the discussions and decisions that would take place at the upcoming conference. With the ongoing strains on our finances, we found it necessary to reduce the number of travelers and amount of materi-

als we sent to each event, but we did our best, with the help of regional delegates, to have the most informative workshops possible.

The 2010 World Service Conference took place in Woodland Hills at the end of April, with a total of 113 delegates and 87 alternates in attendance from regions all around the globe. Though Iran was voted in as a seated region in 2006, this conference marked the first time a delegate from that region was able to obtain the proper documentation to

travel into the United States. When the delegate stood to introduce himself, he expressed his gratitude for being able to participate in the conference on behalf of the hundreds of thousands of members in Iran, where nearly 17,000 meetings are held every week. During the week of the conference, we discussed a number of topics of concern to the fellowship, such as our literature development process, the Service System Project, making better use of consensus-based decision making (and





time) at the conference, and much more. A *Vision for NA Service* was unanimously adopted, and the revised literature for *In Times of Illness* and two self-support IPs were also approved. In addition to reporting on the conference in *NAWS News*, we also made a “Summary of Decisions” document available by the closing of the conference, including the motions that were brought to the floor in formal business and all of the motions that were introduced for consideration during the discussion portions of new business. In spite of these efforts to expedite formal business, the new business session still lasted until nearly three o’clock in the morning.

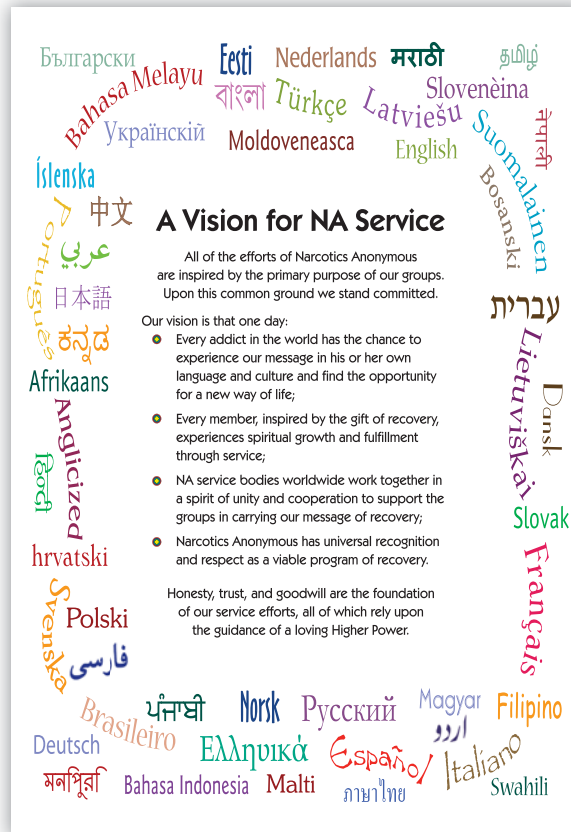
Among the work decided on at the conference, the Living Clean and Service System projects were both reaffirmed, and much of our energy during this fiscal year was devoted to those projects. We have become increasingly judicious with regard to travel considerations, and so we have attended fewer public relations events and fewer fellowship workshops over the course of this fiscal year. As is described later in this report, near the end of the fiscal year a great deal of our energy was devoted to planning for a series of workshops to engage members in a discussion about the work of the Service System Project, which will have a major impact on the way we work together to

achieve our goals as a fellowship in the years to come.

For each member of the World Board, personal gratitude continues to drive our efforts as trusted servants. Our hope is that this annual report continues to provide meaningful information about our work to help all elements of the fellowship make recovery available to drug

addicts seeking recovery. With A *Vision for NA Service* having just been unanimously adopted at WSC 2010, Our Vision, Our Future is a fitting theme for this conference cycle. Everything we do at NA World Services seeks to bring us closer to that vision, and toward a future in which every addict has the chance to experience our message in his or her own language and culture, NA members experience spiritual growth and fulfillment through service, NA service bodies work together in a spirit of worldwide unity

and cooperation, and NA gains universal respect as a viable program of recovery. As this annual report illustrates, in spite of the adversities we may face, we continue to move forward on behalf of the fellowship toward the goals identified in our vision. We thank you for your continued support, and we encourage you to read this report as an account of our shared challenges and successes.





World Board Members

| Board Member | Year Initially Elected | Current Term Ends | From |
|---------------------------|------------------------|-------------------|------------------------------------|
| Mary Banner | 2004 | 2016 | Allen, Texas, US |
| Ron Blake | 2004 | 2016 | Richmond, Victoria, Australia |
| Piet de Boer | 2004 | 2016 | Göteborg, Sweden |
| Junior Odilson Gomez Braz | 2008 | 2014 | São Paulo, Brazil |
| Jim Buerer | 2002 | 2014 | North Chicago, Illinois, US |
| Iñigo Calonje | 2010 | 2016 | Estepona, Málaga , Spain |
| Paul Craig | 2006 | 2012 | Quispamsis, New Brunswick, Canada |
| Mukam Harzenski-Deutsch | 2004 | 2016 | Ship Bottom, New Jersey, US |
| Arne Hassel-Gren | 2006 | 2012 | Victoria, British Columbia, Canada |
| Mark Hersh | 2006 | 2012 | Milwaukee, Wisconsin, US |
| Ron Hofius | 2000 | 2012 | Albuquerque, New Mexico, US |
| Franney Jardine | 2006 | 2012 | Olympia, Washington, US |
| Tom McCall | 2000 | 2012 | Anahola, Hawaii, US |
| Ron Miller | 2004 | 2016 | Winter Haven, Florida, US |
| Tonia Nikolinakou | 2006 | 2012 | Athens, Greece |

Human Resource Panel

| | | | |
|--------------|------|------|-----------------------------------|
| Valerie D | 2008 | 2012 | Winston-Salem, North Carolina, US |
| Margaret H-M | 2008 | 2012 | Houston, Texas, US |
| Pat P | 2010 | 2014 | Poteau, Oklahoma, US |
| Mark W | 2010 | 2014 | Pensacola, Florida, US |

WSC Cofacilitators

Marc G, Chicago, Illinois, US

Jack H, Bellingham, Washington, US

Conference Projects

Much of our work at NA World Services revolves around the biennial World Service Conference. Because the conference falls in alternating years, the work of each fiscal year also alternates, with one year being centered largely on carrying out conference projects and the next being focused heavily on preparations for the conference itself. The 2009–2010 fiscal year was the latter. Late in this fiscal year, the 2010 World Service Conference took place in Woodland Hills, California. As the fiscal year came to a close, we were busy wrapping up work from the 2008–2010 conference cycle and gearing up for the coming cycle.

Literature Approved at WSC 2010

In April 2010, the World Service Conference took place in Woodland Hills, California. This marked the end of our fiscal year and the completion of several projects for the 2008–2010 cycle. This section will describe some of the work accomplished on those projects, as well as our new 2010 literature survey.

In Times of Illness

The project plan to update this important piece of literature was approved at WSC 2008. A growing sentiment among members had been that the information contained within the booklet did not adequately address the challenges that our members face with mental health issues, chronic illness, and medication in recovery.

In response to these concerns, the revision process for this piece sought to incorporate the thoughts, ideas, and experiences members have shared about in workshops held throughout our worldwide fellowship over the years. The *In Times of Illness* workgroup represented the diversity of our fellowship today and was composed of members with both substantial cleantime and a wide range of experiences with illness and injury in recovery. Nothing was removed from the original booklet; instead, the piece was simply updated and expanded upon. The booklet contains new

World Service Conference Mission Statement

The World Service Conference brings all elements of NA World Services together to further the common welfare of NA. The WSC's mission is to unify NA worldwide by providing an event at which:

- ◆ Participants propose and gain fellowship consensus on initiatives that further the NA World Services vision;
- ◆ The fellowship, through an exchange of experience, strength, and hope, collectively expresses itself on matters affecting Narcotics Anonymous as a whole;
- ◆ NA groups have a mechanism to guide and direct the activities of NA World Services;
- ◆ Participants ensure that the various elements of NA World Services are ultimately responsible to the groups they serve;
- ◆ Participants are inspired with the joy of selfless service, and the knowledge that our efforts make a difference.



sections that specifically address mental health issues, chronic illness, chronic pain, terminal illness, and supporting members with an illness. The revised draft was distributed to the fellowship as an addendum to the 2010 *Conference Agenda Report*. A motion to approve the piece met with unanimous consent on the floor of the conference.

Since the approval, the revised pamphlet has sold over 7,000 copies in the first three months. We are happy to present a revision that we feel meets the current needs of the fellowship.

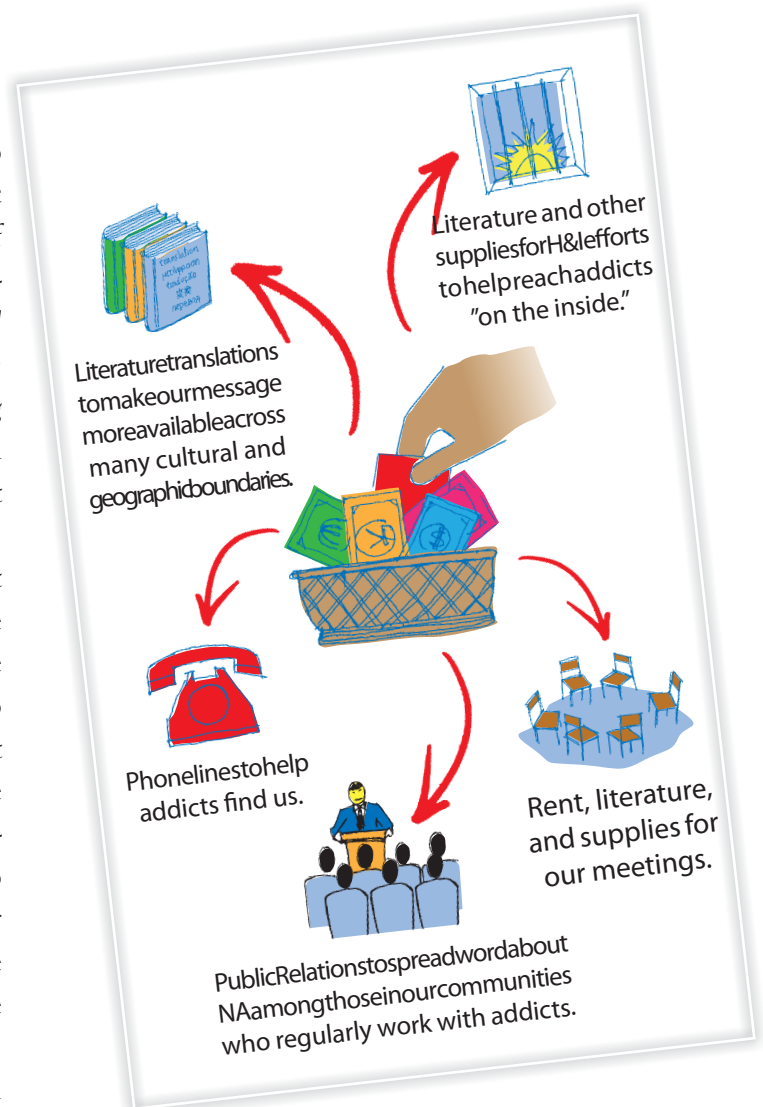
Self-Support IPs

This project was developed in response to the fact that our existing materials on the topic of self-support haven't shown a great deal of success in affecting the ways members participate in funding NA services. IP #24, "Hey! What's the Basket For?" and IP #25, *Self-Support: Principle and Practice*, were consistently among the least distributed of all our informational pamphlets, which suggested that they weren't very useful to the fellowship.

The challenge of ensuring a consistent flow of funds to all levels of the NA service system has been a significant concern since our earliest days. A workgroup was formed to develop two new pamphlets. Our hope is that these pieces will help change the way average members think about self-support and individual contributions, and encourage groups to contribute directly to each level of service for a more stable fund flow that better covers the cost of services at all levels of the NA service system.

The two IP approval drafts were included as addenda to the 2010 CAR. IP #28, *Funding NA Services*, provides a graphic representation

of an important aspect of our Seventh Tradition: how we fund the services that help us carry our message to the addict who still suffers. This piece is meant primarily as a short, easily understandable resource for groups. IP #24, *Money Matters: Self-Support in NA*, aims to raise awareness and understanding of each member's personal role in supporting NA services, including how this enriches our recovery. Motions to approve both these pamphlets were carried on the floor of the World Service Conference.





2010 Literature Survey

The 2010 World Service Conference featured a session on the development process for NA literature. We took the opportunity during this session to distribute a draft version of a new literature survey. In the past, we have conducted two literature surveys to gauge the needs of the fellowship, but it has been almost eight years since the last survey. A draft version of the 2010 survey was distributed to all conference participants and discussed. With the concurrence of the WSC, this survey will be revised and distributed to the fellowship in the upcoming 2010–2012 cycle. This survey will help provide us with a sense of the fellowship's literature needs and establish our priorities for literature development in conference cycles to come.

Service System

At the 2008 WSC, delegates unanimously approved the four-year Service System Project to address our ongoing challenges in delivering services. As we wrote about in the last annual report, a workgroup was formed after the 2008 conference and it immediately began meeting and talking through ideas. The project plan called for the creation of “a vision for all NA service”—an ideal image of the future we wish to create through our service efforts—and that was one of the first tasks we assigned to the workgroup. After extended discussion, the workgroup decided to widen the focus of the existing NAWS Vision Statement to make it *A Vision for NA Service*, which was adopted unanimously at the 2010 WSC. Our hope is that a common vision will serve as a goal for all NA members to work toward, and help to better focus our collective service efforts.

As part of the preparation phase of the project, the workgroup started discussing some of the building blocks of a healthy service system—needs, functions, roles, and other components. We reported on this work in *NAWS News*, *The NA Way Magazine*, and the 2008–2009 *NAWS Annual Report*. The workgroup looked at these components in other organizations and in NA today and talked about what sort of ideals we are striving for in any proposals about our service system.

Any successful system consists of four interwoven elements: structure, process, people, and resources. The project aims to address structure first. The World Board is also charged with offering options for revising the process of seating communities at the WSC, and these two tasks have to connect. It's also possible that structural changes may be the most difficult to implement or transition toward, and we thought beginning the discussion there might be wise. Many of our most significant changes will come from revising the processes we use to deliver services, and we will be adding ideas about processes, people, and resources after we discuss structural proposals with the fellowship.

The workgroup had already defined the needs that our system is intended to address and discussed the functions that would be necessary in order to meet the identified needs. From this work, a set of proposals was drafted about the structural component of the service system. These were presented at WSC 2010, beginning a fellowshipwide discussion on alternative service system models. Several sessions of the conference were devoted to presenting and gathering input on the proposals. The World Board asked conference participants for input, which the workgroup and board reviewed. Some of the input pointed to



aspects of the models that simply needed clarification; other feedback indicated areas that the board reexamined and revised. After the board meeting in July 2010, revised materials were made available in the August 2010 Structural Proposals Report.

The conference also offered some input that will help frame the discussion about these concepts and models. Participants were asked, “What challenges do you think we will face in discussing these models with the fellowship? What should we try to stress to show the benefits?” Many delegates expressed anxiety about having to explain these ideas on a local level. In response to these concerns, we launched a webpage devoted to the project: <http://www.na.org/servicesystem>. The site includes a starter kit for anyone trying to get caught up with the project, including the August 2010 Structural Proposals Report, a two-page essay giving the background of the project; a Project Glossary; a formatted version of *A Vision for NA Service*; the handouts used in the workshop sessions; and both an online form and a printable form on which to give input to the proposals. Along with those pieces, the page has links to a discussion board for the project, to the PowerPoint presentations that accompany the report, and to both the materials distributed for WSC 2010 and materials on the project that were published in previous reports.

Five workshops took place in the US between September and November 2010, at places with concentrated fellowship density. These workshops gave us a forum where we could talk with members about the ideas presented at the WSC, answer questions, and get input. A revised report, session outlines, and PowerPoint demonstrations were presented for delegates and others to use locally to further the discussion. Unfortunately, a series of

full-scale international workshops isn’t economically feasible at this time, but we were able to have some shorter sessions in places such as the European Delegates Meeting in Israel and regional conventions in Guadalajara and Honduras. Input from these workshops, the online form, workshops that members hold locally, and any other input submitted by the fellowship will be used to revise these proposals in the next calendar year. We are also working on processes, people, and resources, and will most likely add material on these elements to the proposals in 2011.

“Living Clean: The Journey Continues”

The idea for a book about life in recovery was on the WSC Literature Committee’s work list for many years prior to the restructuring of NAWS in 1998. Subsequently, the idea remained on the “to-do list.” The results of fellowship literature surveys in 1999 and 2002, as well as input received during the revision of the Basic Text, made it clear there is a need for this book.

One of the objectives of our strategic plan is to “make the NA message available and relevant to a widely diverse membership and potential membership.” The Living Clean Project attempts to address that objective by creating a book that addresses the varied aspects of living clean. After all, as the Basic Text points out, “Our disease involved much more than just using drugs, so our recovery must involve much more than simple abstinence.” Some members have commented that this book follows the Basic Text’s Chapter Ten, “More Will Be Revealed.” More *has* been revealed, and it’s time we gather that experience from our members.



The workgroup, which is composed of nine diverse members with a variety of experience and cleantime, met four times during the 2009–2010 fiscal year. During this fiscal year the fellowship reviewed Chapters Three, Four, and Five of the book. There were 845 downloads of the draft material from our website; there were 3,867 views. These downloads represent a significant savings on postage that NAWS didn't have to spend to send out hard copies. The input came from individuals, groups, and service committees who read and reviewed the draft material. Suggestions ranged from word choices to topics that were missed in the draft. Overall, there has been a positive response to the book, and many members are eagerly awaiting the next chapters.

The book is composed of seven chapters; the preface and final two chapters were out for review and input from 1 October through 31 December 2010. The workgroup will then consider that input as they work to bring the book into a final form. The Approval Form will be distributed in April 2011, giving the fellowship one full year to consider the book for approval at WSC 2012.

Innovations to the Literature Development Process

The best time to affect the contents of a new piece of NA literature is in the beginning stages, before the draft has been written. In recognition of that critical component, we have attempted a variety of ways to gather more input in these early stages. We have tried to involve as many members as possible in contributing to this book. We have regular announcements in *NAWS News* and *The NA*

Way Magazine highlighting each opportunity for involvement.

A Living Clean discussion board is open to any member of the fellowship. That discussion board went live in February 2009, and by the end of this fiscal year (2010) we had over 800 members signed up to participate. At times, discussion has been lively regarding particular topics. For example, the chapter on relationships drew many participants, covering such topics as parenting, dealing with aging parents, marriage, friendship, commitment, and others. The discussion board will remain open throughout the project. We encourage members to share experiences with us, so the book can best reflect our common experience of living clean.

What's Next?

A final round of review and input for the Living Clean Project occurred from 1 October thru 31 December 2010, and contained the preface and the final two chapters. The project plan calls for a minimum of 90 days for the review-and-input process; this was the time frame outlined in the project plan at WSC 2008. Revisions to each of the chapters will be completed so that the book can be released in approval form in April 2011, as called for in the project plan.

"Our disease involved much more than just using drugs, so our recovery must involve much more than simple abstinence."

Our vision is that one day:

Every addict in the
world has the chance to
experience our message
in his or her own language
and culture and find
the opportunity for a
new way of life...

Fellowship Development

“Fellowship development” is a general term that can be used to describe much of the work done by NA World Services. In this section in particular, we use it to refer to our efforts to support the NA communities in their efforts to better reach addicts seeking recovery. In more developed communities, this often comes in the form of developing sessions for workshops to help improve service efforts or address fellowship concerns. In places where NA is newer and still developing, this can often mean simply establishing the foundations for stable groups and a service system, and beginning to develop a presence and recognition in the larger community as a viable program of recovery. Our hope is that the support we give, along with the topics for discussion and vehicles by which to discuss them, provides NA communities around the world the tools they need to continue to reach more addicts with our message of recovery.

NAWS Workshops Around the World

NA service bodies worldwide work together in a spirit of unity and cooperation to support the groups in carrying our message of recovery...



We bring to life this aspect of our vision by gathering with NA members in their local communities to exchange ideas, information, and experience. With a commitment to continually strengthen our relationship with conference participants, we often invite regional delegates, regional delegate alternates, and/or other NA leaders in the area to present with us. This enables us to share the presentation tasks and provides local members with an opportunity to hone their valuable facilitation skills. This fiscal year, NAWS conducted worldwide workshops in Nagoya, Japan, and Peabody, Massachusetts.

Our travels assist in fellowship development efforts by providing NA communities with support and information to aid them in their progress. We visit and work with a variety of both emerging and established NA communities in area, regional,

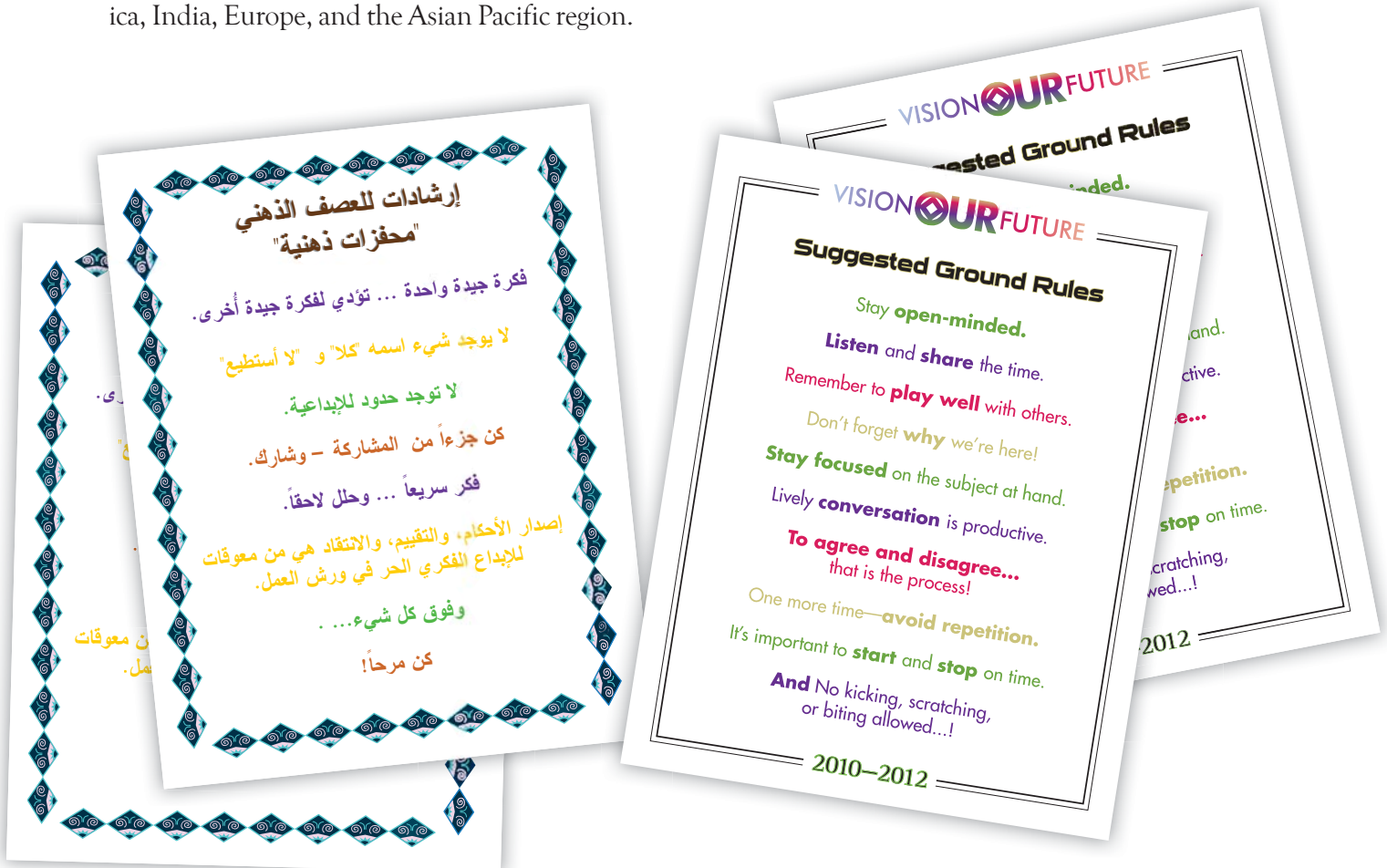


and zonal events. As in many other areas of operation, we were prudent in our travel and workshop activities during this fiscal year. When possible, we planned travel around a combination of events, such as pursuing public relations efforts during a trip or participating in both a zonal forum and a convention. WCNA 33 in Barcelona offered a unique public relations opportunity and a chance to partner with the local fellowship in Spain. In conjunction with the convention, we managed to coordinate convention travelers with the European Delegates Meeting. We returned to Barcelona for a much-needed follow-up trip in October.

NAWS participated in approximately 13 zonal forums and about 15 area/regional conventions and learning events. We worked with NA communities in Central and South America, India, Europe, and the Asian Pacific region.

We gratefully participated in several NA milestones, including the first Middle East convention in Istanbul, Turkey, and the 30th anniversary of NA behind the walls in the San Quentin State Prison in California. We maintained our commitment to working with developing NA communities in India by continuing to support the new literature distribution center in Bangalore. This literature distribution center is meeting the daunting challenge of providing NA literature on the subcontinent.

Each request for NA World Services participation is carefully considered to ensure that we effectively and equitably serve NA communities worldwide. In all of these efforts, our goal is to work in that unique NA spirit of unity to carry the message to the addict who still suffers.





NAWS Workshops

July 2009

Western States Zonal Forum ♦ Tempe, Arizona
Rocky Mountain Zonal Forum ♦ Idaho Falls, Idaho
Midwest Zonal Forum ♦ Columbus, Ohio

August 2009

Southeast Zonal Forum ♦ Greensboro, North Carolina
European Delegates Meeting ♦ Barcelona, Spain
WCNA 33 ♦ Barcelona, Spain

September 2009

Region 51 Learning Days ♦ Las Vegas, Nevada
Society of Indian RSC of NA (SIRSCONA) ♦ Bangalore, India

October 2009

Southern Zonal Forum ♦ Louisville, Kentucky
Western Service Learning Days 23 ♦ Fresno, California
Southern California Regional PI Training Quarterly ♦ Perris, California
Fellowship Development Trip to Pakistan ♦ Karachi & Lahore, Pakistan
Kathmandu Area Convention and Regional Assembly ♦ Nagarkot, Nepal

November 2009

Worldwide Workshop ♦ Peabody, Massachusetts
LAZF and Latin American Convention ♦ Caracas, Venezuela
5th Hispanic Convention ♦ Kissimmee, Florida
Washington/N. Idaho Regional H&I/PI Learning Days ♦ Seattle, Washington
Canadian Regional Assembly and Convention ♦ Calgary, Alberta, Canada

December 2009

Japan Worldwide Workshop ♦ Nagoya, Japan
Rocky Mountain Zonal Forum ♦ Cheyenne, Wyoming
Plains States Zonal Forum ♦ Wichita, Kansas
Multi-Regional Learning Event ♦ Alfred, Maine

**January 2010**

Northeast Zonal Forum ♦ East Elmhurst, New York

Southern Zonal Forum ♦ Mesquite, Texas

Western States Zonal Forum ♦ San Diego, California

Southeast Zonal Forum ♦ Atlanta, Georgia

Autonomy Zonal Forum ♦ Baltimore, Maryland

February 2010

Midwest Zonal Forum ♦ Chicago, Illinois

Asia Pacific Forum ♦ Kolkata, India

European Delegates Meeting/Egyptian Workshop ♦ Cairo, Egypt

Mid-Atlantic Regional Learning Conference of NA (MARLCNA) ♦ Lancaster, Pennsylvania

March 2010

Show-Me Regional Assembly ♦ Columbia, Missouri

Fellowship Development Days ♦ Kelowna, British Columbia, Canada

April 2010

Norwegian Regional Service Conference ♦ Raufoss, Norway

June 2010

Fellowship Development Trip ♦ Zagreb, Croatia

First Middle East Convention ♦ Istanbul, Turkey



Turkey



Narkoslavia



Narkoslavia



Turkey



Narkoslavia



EDM-Barcelona, Spain



BLACNA 6, India



BLACNA 6, India



EDM-Barcelona, Spain



Count of Meetings by Region/Country

As we have reported in previous years, we face a unique challenge when it comes to keeping an accurate count of the number of meetings that take place each week around the world. The following counts are a reflection of the numbers we gathered from conference participants at the 2010 World Service Conference. To ensure the accuracy of these numbers, we continue to encourage areas and regions to provide their delegates with reliable and up-to-date meeting information.

Canada—1,273 Meetings

| | |
|-------------------------|-----|
| Al-Sask Region | 184 |
| British Columbia Region | 364 |
| Canada Atlantic Region | 80 |
| Le Nordet Region | 54 |
| Manitoba Region* | 30 |
| Northwest Territories* | 5 |
| Ontario Region | 375 |
| Quebec Region | 175 |
| Yukon Territory* | 6 |

USA—26,397 Meetings

| | |
|-------------------------------|------|
| ABCD Region | 107 |
| Alabama/NW Florida Region | 485 |
| Alaska Region | 62 |
| Arizona Region | 411 |
| Arkansas Region | 383 |
| Best Little Region | 305 |
| Bluegrass-Appalachian Region* | 170 |
| Buckeye Region | 188 |
| California Inland Region | 219 |
| California Mid-State Region | 387 |
| Carolina Region | 1051 |
| Central Atlantic Region | 576 |
| Central California | 325 |
| Chesapeake & Potomac Region | 425 |
| Chicagoland Region | 401 |
| Colorado Region | 277 |
| Connecticut Region | 350 |
| Eastern New York Region | 313 |
| Eastern Pennsylvania Region* | 103 |
| Florida Region Region | 1009 |
| Free State Region | 809 |
| Georgia Region | 749 |

| | |
|-----------------------------|------|
| Greater Illinois Region | 145 |
| Greater New York Region | 829 |
| Greater Philadelphia Region | 356 |
| Indiana Region | 350 |
| Iowa Region | 258 |
| Kentuckiana Region | 251 |
| Lone Star Region | 678 |
| Louisiana Region | 280 |
| Metro Detroit Region | 420 |
| Michigan Region | 441 |
| Mid-America Region | 277 |
| Mid-Atlantic Region | 460 |
| Minnesota Region | 350 |
| Mississippi Region | 192 |
| Montana Region | 105 |
| Mountain Valley Region | 116 |
| Mountaineer Region | 130 |
| Nebraska Region | 204 |
| New England Region | 450 |
| New Jersey Region | 425 |
| North Carolina Region | 185 |
| Northern Cal Region | 1400 |
| Northern New England Region | 118 |
| Northern NJ Region | 322 |
| Northern NY Region | 331 |
| Ohio Region | 513 |
| OK Region | 375 |
| Pacific Cascade Region | 506 |
| Red River Region* | 81 |
| Region 51 | 209 |
| Rio Grande Region | 178 |
| San Diego/Imperial Region | 516 |
| Show-Me Region | 701 |

*Regions not seated at World Service Conference



| | |
|-----------------------------|------|
| Sierra Sage Region | 141 |
| South Dakota Region | 60 |
| South Florida Region | 500 |
| Southern California Region | 1350 |
| Southern Idaho Region | 108 |
| Tejas Bluebonnet Region | 571 |
| Tri-State Region | 205 |
| Upper Midwest Region | 79 |
| Upper Rocky Mountain Region | 107 |
| Utah Region | 150 |
| Volunteer Region | 494 |
| Washington/N. Idaho Region | 770 |
| Western NY Region | 175 |
| Wisconsin Region | 430 |

Central America–4,012 Meetings

| | |
|-----------------------------------|------|
| Antigua and Barbuda* | 3 |
| Aruba* | 43 |
| Baja Son Region | 910 |
| Barbados* | 5 |
| Belize* | 4 |
| Bermuda* | 17 |
| Cayman Islands* | 4 |
| Costa Rica Region | 242 |
| Cuba* | 4 |
| Dominican Republic Region* | 62 |
| El Salvador Region | 66 |
| Grenada* | 3 |
| Guatemala Region | 113 |
| Haiti* | 6 |
| Honduras Region* | 44 |
| Jamaica* | 26 |
| Martinique* | 1 |
| Mexico Region | 1860 |
| Netherlands Antilles* | 2 |
| Nicaragua Region | 140 |
| Occidente-Mexico Region* | 208 |
| Panama Region | 36 |
| Region del Coqui | 165 |
| Saint Lucia* | 5 |
| Saint Vincent and the Grenadines* | 2 |

| | |
|----------------------|----|
| Trinidad and Tobago* | 33 |
| Virgin Islands* | 8 |

South America–3,735 Meetings

| | |
|--------------------------|-----|
| Argentina Region | 209 |
| Bolivia* | 32 |
| Brazil Region | 600 |
| Chile Region | 120 |
| Colombia Region | 280 |
| Ecuador Region | 275 |
| Grande São Paulo Region* | 520 |
| Guyana* | 5 |
| HOW Brazil Region* | 495 |
| Paraguay Region* | 13 |
| Peru Region | 62 |
| Rio de Janeiro Region* | 489 |
| Southern Brazil Region | 380 |
| Uruguay Region | 85 |
| Venezuela Region | 170 |

Western Europe–2,664 Meetings

| | |
|------------------------------|-----|
| Austria* | 3 |
| Belgium Region* | 21 |
| Cyprus* | 2 |
| Denmark Region* | 132 |
| Finland Region | 126 |
| France Region | 94 |
| German-speaking Region | 262 |
| Gibraltar* | 2 |
| Greece Region | 113 |
| Greenland* | 1 |
| Iceland* | 18 |
| Ireland Region | 176 |
| Italy Region | 62 |
| Luxembourg* | 2 |
| Malta Region* | 7 |
| Netherlands* | 36 |
| Norway Region | 86 |
| Portugal Region | 144 |
| Spain Region | 160 |
| Sweden Region | 403 |
| French-speaking Switzerland* | 21 |
| UK Region | 793 |

*Regions not seated at World Service Conference



Africa–240 Meetings

| | |
|---------------------|-----|
| Cape Verde Islands* | 3 |
| Ethiopia* | 1 |
| Ghana* | 3 |
| Kenya* | 50 |
| Liberia* | 9 |
| Malawi* | 1 |
| Morocco* | 7 |
| Mozambique* | 3 |
| Namibia* | 3 |
| Nigeria* | 1 |
| Rwanda* | 7 |
| South Africa Region | 130 |
| Swaziland* | 1 |
| Tanzania* | 5 |
| Uganda* | 2 |
| Zambia* | 3 |
| Zimbabwe* | 11 |

The Middle East–17,252 Meetings

| | |
|-----------------------|--------|
| Bahrain* | 21 |
| Egypt Region | 70 |
| Iran Region | 16,793 |
| Iraq* | 1 |
| Israel Region | 260 |
| Jordan* | 2 |
| Kuwait* | 8 |
| Lebanon* | 5 |
| Oman* | 3 |
| Qatar* | 1 |
| Saudi Arabia* | 55 |
| Turkey Region* | 24 |
| United Arab Emirates* | 9 |

Eastern Europe–807 Meetings

| | |
|-----------------------|----|
| Belarus* | 1 |
| Bosnia & Herzegovina* | 1 |
| Bulgaria Region* | 4 |
| Croatia Region* | 9 |
| Czech Region* | 2 |
| Estonia* | 17 |

| | |
|-----------------------|-----|
| Georgia* | 4 |
| Hungary* | 22 |
| Kazakhstan* | 2 |
| Kyrgyzstan* | 4 |
| Latvia Region* | 15 |
| Lithuania Region* | 30 |
| Moldova* | 7 |
| Montenegro* | 8 |
| Poland Region | 76 |
| Romania* | 1 |
| Serbia* | 4 |
| Slovakia* | 7 |
| Slovenia Region* | 3 |
| Ukraine Region* | 78 |
| Uzbekistan* | 2 |
| Western Russia Region | 510 |

Asia Pacific–1,696 Meetings

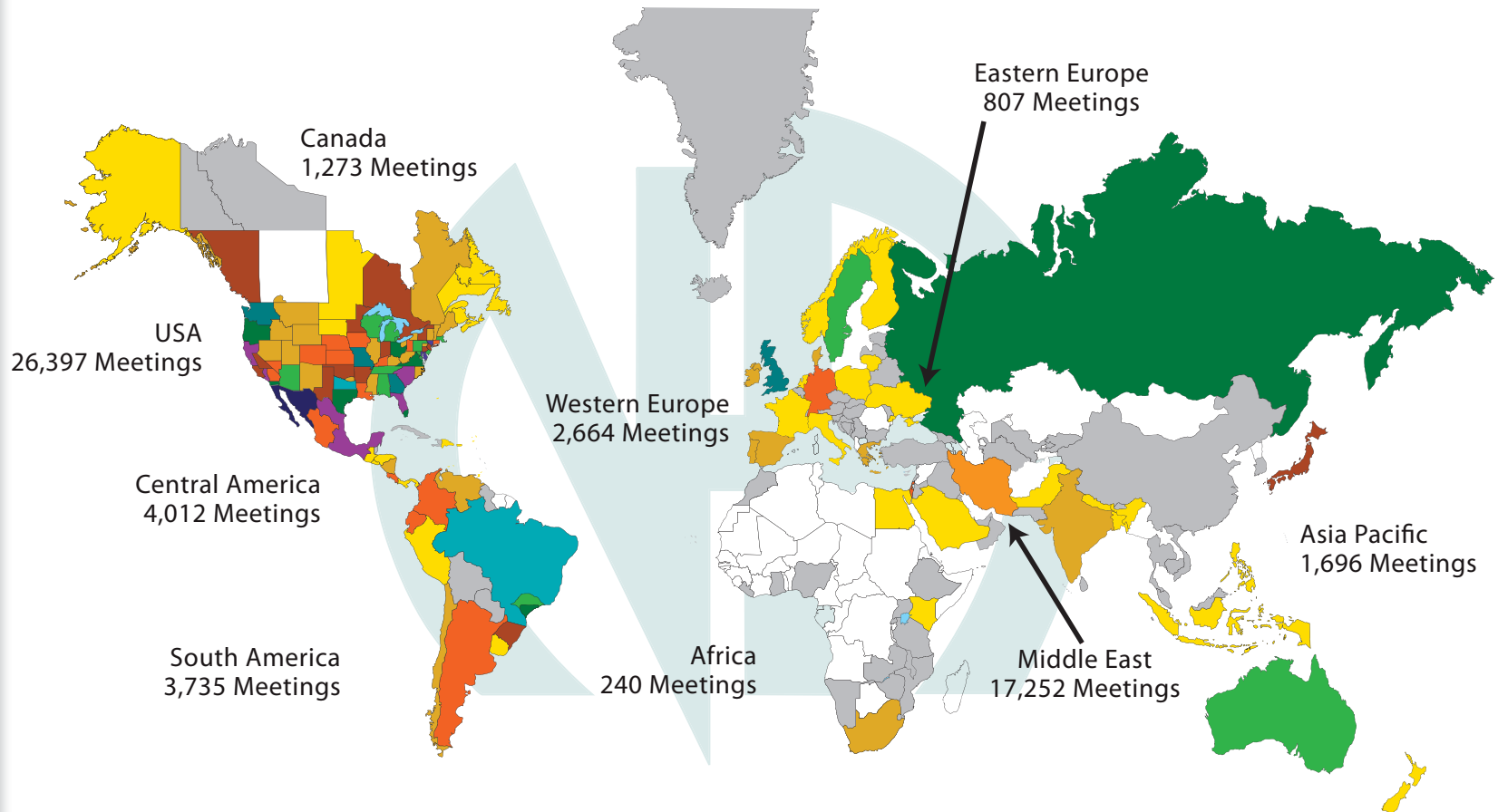
| | |
|---------------------------------------|-----|
| Aotearoa New Zealand Region | 88 |
| Australian Region | 405 |
| Bangladesh* | 94 |
| Bhutan* | 5 |
| Cambodia* | 5 |
| China* | 13 |
| French Polynesia* | 1 |
| Hawai'i Region | 163 |
| Hong Kong* | 4 |
| Indonesia Region* | 58 |
| Indian Region (previously IRF Region) | 175 |
| Japan Region | 390 |
| Malaysia* | 19 |
| Maldives* | 17 |
| Marianas Islands* | 2 |
| Nepal | 75 |
| NERF Region | 70 |
| Pakistan Region* | 40 |
| Pakistan South Region* | 7 |
| Philippines Region | 40 |
| Singapore* | 3 |
| South Korea* | 3 |
| Sri Lanka* | 2 |
| Thailand* | 16 |
| Vietnam* | 1 |

*Regions not seated at World Service Conference

Regions Around the World

Over 58,076 Weekly Meetings Worldwide

(MAY 2010)



Narcotics Anonymous
has universal recognition
and respect as a viable
program of recovery...

Public Relations

During this fiscal year, NAWS dramatically reduced its public relations work in an effort to be financially prudent. Our ongoing PR activities at professional conferences and fellowship PR learning events, along with cooperative ventures with members for statewide conferences, were hampered by the economic downturn. Within the fellowship, there appears to be a resurgence in public information/public relations. Members created locally developed public service announcements and participated in professional statewide conferences. To assist members with their efforts, a

digest of the information contained in the *Public Relations Handbook*, called *PR Basics*, and an updated *H&I Basics* were developed and are now available. NAWS participated in four national conferences and partnered with Canada and Portugal in two international conferences. We also attended a roundtable meeting hosted by the National Association of Drug Courts, which included representatives from AA's GSO and board. Our goals continue to be to provide relevant service materials, increase practical application of the *Public Relations Handbook* with members, and host professional roundtables.

Public Relations and Spain

During the planning process for WCNA 33 in Barcelona, Spain, NAWS recognized that the Spanish NA community could benefit from an effective public relations campaign. These efforts were designed to bring attention to Spain's 25th NA anniversary and to open doors with governmental agencies. NAWS hired a public relations firm in Barcelona that also has offices in Madrid. The firm initiated an extensive campaign to train members, inform professionals and government officials, and arrange a media luncheon. All efforts were geared to informing these constituencies of NA's availability as a community resource and of the effectiveness and credibility of recovery in NA. Our efforts seem to have been fruitful. There was a large media presence at WCNA, both print and television. Members and media personnel were trained by the PR firm, which used guidelines from the *Public Relations Handbook*. Prior to WCNA, the PR firm





assisted members with governmental interface in Madrid and Barcelona. Since WCNA, members in various locales throughout Spain have continued to conference call, as follow-up seems essential to long-term success. There has been a presentation to the senate in Spain, new local NA meetings have started, and a large Spanish treatment provider has encouraged clients to attend community NA meetings upon completing treatment.

2009 Membership Survey

The 2009 Membership Survey was available for members to complete online through 31 December 2009. We received nearly 12,000 completed surveys in the six-month time frame. Additionally, the survey was distributed to members at the WCNA 33 Friday night main meeting in Barcelona, which had members from 65 countries present; this survey appears to be reflective of our global membership. The data indicated that our average cleantime is 9.01 years, which is information that can help dispel the misconception that there is “no recovery” in NA. This survey asked respondents questions about the ability to retain employment and housing and to maintain familial relationships during active addiction; responses indicated that 43 percent were unable to maintain productivity through work and relationships with family. Conversely, the survey asked respondents about areas of improvement in quality of life corresponding with their recovery in NA; 65 percent noted improvement across the four domains of employment, family relationships, social connectedness, and hobbies. This survey has proven to be a valuable tool for public

relations efforts. Professionals respond to data and tend to perceive the survey as a measure of NA’s credibility and validity; this is a key resource in helping us carry the NA message of recovery.



Going Places...

NAWS travels for and assists local NA communities with national and international professional conferences. These public relations events are identified below in regular font. The conferences in *italics* denote cooperative efforts by NAWS with local service bodies.

Public Relations Events

July 2009

National Conference of Family Medicine Residents & Students ♦ Kansas City, Missouri

August 2009

American Probation and Parole Association ♦ Anaheim, California

September 2009

ISAM (International Society of Addiction Medicine) ♦ Calgary, Alberta, Canada

Recovery Month Kick-Off Partners Meeting ♦ Washington, DC

October 2009

PR Meeting for WSC Follow-Up ♦ Barcelona, Spain

AARP (American Association of Retired Persons) National Conference ♦ Las Vegas, Nevada

ICAA (International Congress on Alcohol and Addictions) ♦ Estoril, Portugal

CAADAC (California Association of Alcoholism & Drug Abuse Counselors) ♦ Sacramento, California

EAPA (Employees Assistance Professional Association) ♦ Dallas, Texas

March 2010

30th Anniversary of NA in San Quentin Prison ♦ San Francisco, California

June 2010

United Nations ♦ Baltimore, Maryland



Every NA member,
inspired by the gift of
recovery, experiences
spiritual growth and
fulfillment through service.

Essential Ongoing Services

Just as fellowship development happens in the course of most of NAWS' efforts, direct services to the fellowship are provided by every team at NAWS. While much of our conference-related work is cyclical in nature, revolving around the timeline of our biennial World Service Conference, a great deal of our work at NA World Services is steady and ongoing. These services exist to meet some of the essential needs of our fellowship on a routine basis.

Fellowship Services

Often, the most direct interaction between members around the world and NA World Services happens through the Fellowship Services Team. The following statistics illustrate just a few of the services this team provides to the fellowship. During the 2009–2010 fiscal year, this team:

- ◆ compiled and distributed 345 group starter kits;
 - ◆ responded to over 4,200 H&I requests;
 - ◆ answered more than 8,500 telephone inquiries;
 - ◆ responded to almost 6,000 emails and letters; and
 - ◆ responded to 416 miscellaneous requests
- for a total of nearly 21,000 communications!

As more and more resources become available online at na.org, it will be easier for members to find answers to their questions without needing to contact us. Already available online are NA handbooks, service pamphlets, bulletins, recovery literature, an area containing locally developed resources, and many other resources meant to provide members with useful information. There are ways for new and existing groups and committees to register or update their information online, or for members to manage their subscriptions to reports and periodicals. The locally developed resources area also gives members the chance to share their tools and solutions with one another. We encourage areas and regions to send their local





resources (training and orientation materials, minutes, guidelines, etc.) to Fellowship Services so that they may be made available to other service committees.

We continually work to improve our responses to other types of questions in order to become increasingly thorough and informative. Our routine operations in these efforts are steadily gaining in efficiency and seem to be helpful to the fellowship at large. We are very grateful for the opportunity to serve in this way.

Group and Committee Updates

We partner with local service bodies to ensure that we have the most up-to-date information for groups and service committees. Local web contacts at areas and regions have the ability to log in and provide updates to our database. Following are some figures for group/ASC/RSC information updates in the NAWS database over the last year, a shared responsibility between NAWS staff and local trusted servants.

As these numbers indicate, local trusted servants and NAWS are working together quite well in keeping database information accurate and up-to-date. Staff members still

double-check entries to ensure that there are no major errors, but web contacts add a considerable level of speed and reliability to the group/service committee update process.

Fellowship Publications

During this and the previous fiscal year, as a part of our broader financial review, we closely scrutinized each publication to consider ways to more affordably meet the needs of our fellowship. While *The NA Way Magazine* and *Reaching Out* are effective communication tools and free distribution is a valuable service for our members, they require considerable resources. Therefore, two major changes are being implemented for *NA Way Magazine* subscriptions, and we are working to more effectively utilize *Reaching Out*. A third periodical, *NAWS News*, is published following each World Board meeting, providing updates to World Service Conference participants and other interested NA members.

Reaching Out, published quarterly, shares recovery experience for those who are institutionalized and unable to attend meetings “on the outside.” The *Reaching Out* workgroup recommended development of three templates, which readers can use to more easily submit their stories. The templates are specific to

| | Groups | | ASC/RSC | | New ASC/RSC | | Total | |
|--------------------|--------------|--------------|--------------|--------------|-------------|-----------|--------------|--------------|
| | 2009 | 2010 | 2009 | 2010 | 2009 | 2010 | 2009 | 2010 |
| NAWS Staff | 4,044 | 4,108 | 857 | 706 | 25 | 38 | 4,926 | 4,852 |
| Web Contact | 2,460 | 3,060 | 634 | 402 | N/A | N/A | 3,094 | 3,462 |
| Total | 6,504 | 7,168 | 1,491 | 1,108 | 25 | 38 | 8,010 | 8,314 |

Locally developed resource area:
http://www.na.org/?ID=local_resource_area




members on the inside, members formerly on the inside, and Hospitals and Institutions subcommittees. All three of the new templates are available online and will be in each printed issue, beginning in July 2010. The workgroup also recommended including member artwork, which was implemented just after the end of the fiscal year in July 2010.

We also recognize the value of stories from members who got clean while institutionalized, and have stayed clean “on the outside.” This not only provides encouragement for those on the inside; it also demonstrates to professionals working with addicts that NA is an effective recovery program.

Reaching Out has been a resource for NA members since 1986. Single-copy subscriptions are available at no charge to members who will be incarcerated or institutionalized for six months or more, and free multiple-copy subscriptions are provided to each area service committee for use in their H&I efforts. A paid, multiple-copy subscription (20 copies per issue) is also available.

The NA Way Magazine is NA’s quarterly journal that provides recovery stories and entertainment, as well as service information about current issues and events relevant to NA members worldwide. We continue to utilize *The NA Way Magazine* to update the fellowship on projects, share members’ recovery and service experience and concerns, and provide information regarding worldwide NA events and new products and literature. It is published in English, Farsi, French, German, Portuguese, and Spanish; and we added Russian to the list of translated versions. The Japanese Region has recently undertaken efforts to have *The NA Way Magazine* translated and typeset in Japanese. While the number of sub-



Sign up for electronic subscriptions:
<http://www.na.org/?ID=subscribe>

missions dropped slightly in the past fiscal year, we received stories, letters, articles, photos, and illustrations from 14 countries.

The NA Way Magazine has been available as an electronic subscription since 2005. Electronic subscriptions continued to increase, to approximately 9,700 at the close of the fiscal year. However, there were only moderate decreases in the print version (over 40,400 subscriptions as of the July 2010 issue). To encourage our members to transition to the e-subscription, we continued to enhance the electronic version with additional articles, images, and links to related content. In addition, we simplified online access by locating it at www.naway.org and linked to the magazine’s home page from the newly developed subscription



landing page, www.na.org/subscribe. Also, a motion was approved at WSC 2010 to discontinue automatic distribution to all registered groups, service bodies, and trusted servants. Further, the WSC supported a plan to purge the existing database of paper subscriptions and call for interested readers to resubscribe or, preferably, electronically subscribe.

NAWS News is a key communication tool for the World Board. The newsletter provides updates on world services activity and solicits feedback from the fellowship. It is now published in English, French, German, Portuguese, Spanish, and Swedish, and is also available electronically on the NA website. Approximately 1,300 print copies were distributed to area and regional service committees, conference participants, world services workgroup members, and past conference participants during the past year. Reflecting NAWS' efforts to encourage electronic subscriptions, there were just over 3,000 e-subscriptions for NAWS News in all languages.

Reports

A *Guide to World Services in NA* describes the World Service Conference as “the one time and place where all of our world services come together.... Every two years, regional delegates, the members of the World Board, and the executive director of the World Service Office meet to discuss questions of significance to the Fellowship.” To accomplish its work, the WSC requires significant preparatory materials. To that end, the *Conference Agenda Report* (CAR) is published and distributed (in English) a minimum of 150 days prior to the WSC. Translated versions follow and are sent out a minimum of 120 days prior to the WSC. The CAR presents information and proposals on issues that will be discussed at the conference. The CAR helps regional delegates to share this information with members in their NA communities and to prepare for the conference.

As the conference draws nearer, the *Conference Report* is published. It includes status reports on conference projects, proposals for new work, details about the conference schedule, and regional reports submitted by the regional delegates. Other material such as zonal forum reports or articles submitted by delegates may also be included. The *Conference Report* informs NAWS and NA regions of successes and challenges throughout the fellowship. These reports are mailed to each voting participant of the conference, each RD alternate, and the mailing address of each region. Both the *Conference Agenda Report* and the *Conference Report* are also published online at <http://www.na.org/conference/>.



Translations

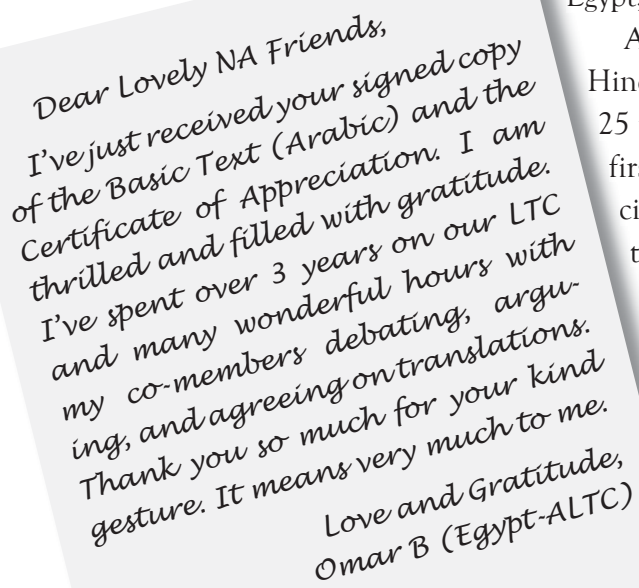
Sharing Success

Over this last year, we were happy to note the completion of some exciting projects. Among the most eagerly awaited book-length translations was the Arabic Basic Text, a joint endeavor of the Egyptian, Saudi, Kuwaiti, and Bahraini members on the Arabic Language Translation Committee. We spent two years in discussion about terminology, unifying the regional variations of Arabic into a standard version, reviewing and revising, seeking comments from religious scholars and linguists, proofreading, and eventually getting everybody's sign-off. The publication of this Arabic Basic Text was celebrated at the third Middle East Workshop in June 2010 in Turkey, where all ALTC members and NAWs representatives were given a commemorative plaque.

The third Middle East Workshop was also the venue for an ALTC meeting to evaluate and adapt their work process and work plan, followed by a NAWs translations workshop as an open forum to discuss philosophical issues in translating our literature. This event was well attended by members from Iran, Turkey, Egypt, Bahrain, Kuwait, UAE, Oman, and Saudi Arabia.

Another long-awaited book-length translation was the Hindi Basic Text. The NA community in India celebrated 25 years of existence in 2008. Finally, in 2010 their very first NA book became available in Hindi, one of 16 official Indian languages. We have been working on IP translations for the Indian members in Kannada, Punjabi, Bengali, Hindi, Marathi, Tamil, and Manipuri.

Our members in the northern European latitudes were amazingly productive during the last year: we translated and published the Finnish *It Works: How and Why* book, the Swedish *Just for Today* book, the Norwegian *Sponsorship* book, and both the Russian and Lithuanian *NA Step Working Guides*.



Dear Lovely NA Friends,
I've just received your signed copy
of the Basic Text (Arabic) and the
Certificate of Appreciation. I am
thrilled and filled with gratitude.
I've spent over 3 years on our LTC
and many wonderful hours with
my co-members debating, argu-
ing, and agreeing on translations.
Thank you so much for your kind
gesture. It means very much to me.
Love and Gratitude,
Omar B (Egypt-ALTC)



Workshops at the Asia Pacific Forum

NAWS staff and one board member attended the 2010 Asia Pacific Forum meeting in Kolkata, India. We held several workshops on communication and facilitation, a town-hall-style session on the traditions and concepts based on scenarios developed from issues noted in the community reports to the APF, and a NAWS update session with emphasis on the financial picture and fund flow in NA and NAWS. It is noteworthy that the scenario-based traditions and concepts session was lively and led to positive conclusions, especially when a local conflict was moved toward resolution (which was accomplished before the end of the day). The NAWS update was effective and well received, and the communities took special interest in the financial segment of the session. This interest was reflected in small group presentations during our facilitation and communication workshops, in which the downturn in financial resources and improvement of the fund flow for NAWS services were highlighted several times.

We also welcomed delegations of members from Bangladesh and Bhutan at this APF meeting. NAWS funded their attendance in order to learn more about their communities and discuss some of their concerns. We gave some of the literature we brought to the representatives to take home to their groups. In June 2010, the APF sent two representatives from India on a fellowship development visit to Bhutan, where they found several flourishing groups and held workshops. NAWS provided literature and service materials for this APF visit.

Many other communities all around the world translated various IPs and booklets, and it is worth mentioning that the new youth IPs and the service pamphlets are generating significant interest in many non-English-speaking communities. One or more of these items have been translated into French, German, Spanish, Hebrew, Lithuanian, Norwegian, Portuguese, Arabic, Danish, and Brazilian.

Our Challenges

In addition to the continuing shortage of financial resources, our translations department has also had a reduction in human resources through the recent departure of one team member. This is causing us to revisit priority lists and even slow down or trim back some NAWS support for a number of translation projects, in particular some of the book projects on literature translation committee (LTC) wish lists. We are hoping to make up for some of that loss by increasing our efforts to produce IPs and booklets, which require fewer financial resources and can be printed in-house.

LTC Discussion Board

We are happy to report the creation of a translations discussion board on our website, www.na.org. Here is a direct link: <http://disc.na.org/servdisc/forumdisplay.php?f=26>.

The idea for an LTC discussion board was suggested and discussed by LTC members from six NA communities, who attended a translations workshop during the third Middle East NAWS workshop in Turkey in June 2010. The Turkish, Arabic, and Farsi-speaking members believe that LTCs can greatly benefit from sharing their experience, questions, and solu-



tions if they have an online “meeting place.” We heartily support this idea, and implemented it right away by creating this discussion board. It is a public discussion board, meaning that anyone can read the posts; however, only present and former LTC members and translation contacts can post there.

We believe it is important to keep the postings limited to translations-related matters such as sharing about the LTC translations process, experience with the Translation Basics, tools LTCs have found or developed that may help others, and challenges and solutions, as well as recovery glossary issues, such as questions regarding meanings of terms, discussions about translating NA philosophy for any culture or society, and other topics of related interest for those involved in translations.

The NAWS translations team will not moderate this board; it is an LTC “meeting place.” The discussion board cannot take the place of regular direct communications with staff by email, phone, or real-time chat. As before, staff will continue to walk LTCs through the steps of translation, proofreading, production, and approval.

We also hope that the discussion board can be an additional avenue to inform LTCs about new or discontinued literature, as well as currently translated items that need to be updated or replaced. For example, the previous version of *In Times of Illness* is translated into five languages, and the old IP #13, *Youth and Recovery*, is published in eight languages (French- and Spanish-speaking communities have already replaced this item with the new pamphlet *By Young Addicts, For Young Addicts*). IP #28 has not yet been translated, but the discontinued IP #24 is still available in 14 languages and IP #25 in two languages, meaning the affected communities will continue using

these IPs until they are able to translate the recently approved IPs #24 and #28. We are informing LTCs around the globe that *PR Basics* and *H&I Basics* are now available for translation—two preferred tools for younger communities that can be translated quickly and at little expense, and thus be much less draining on resources. We are seeing some signs here and there that communities with available funds may offer to shoulder some of the financial burden for translations by paying for a translator or a proofreader. The Japanese fellowship has gone so far as to pay for everything up to the point where NAWS takes over the quality check and the printing. These are nice examples of communities stepping up and giving back to the fellowship once they are able to become self-supporting. When they do so, it allows us to allocate more resources to newer communities, which depend on our support to make the NA message available in their language—something that is even more valued in times of very limited funds.

2009–2010 Book Projects

| | |
|-----------|-------------------------------------|
| Spanish | Basic Text, Sixth Edition* |
| Norwegian | <i>Just for Today</i> * |
| Danish | <i>Just for Today</i> * |
| Hindi | <i>It Works: How and Why</i> * |
| Hebrew | <i>The NA Step Working Guides</i> * |
| Japanese | <i>It Works: How and Why</i> * |
| Polish | Basic Text, Fifth Edition* |
| Italian | <i>Just for Today</i> ** |

2010–2011 Book Projects

| | |
|-----------|-----------------------------|
| French | Basic Text, Sixth Edition** |
| Brazilian | Basic Text, Sixth Edition** |
| Swedish | Basic Text, Sixth Edition** |

* Quality check (QC)

** Proofreading, then QC

Overview of Translations:

| | |
|----------------------------------|-----------|
| Languages spoken in NA: | 72 |
| Active language groups: | 47 |
| Inactive language groups: | 25 |

With the departure of a translations team staff member this year, it has been necessary to rearrange staff assignments and cease proactive efforts to “nudge” currently inactive language groups and reenergize local translations efforts.

2010-2011 LTC Wish List

This wish list excerpt highlights 14 book projects requiring substantial NAWS resources, including paid translation in some cases, and we continue to receive requests for additional translations from various language groups. We may need to encourage LTCs to begin creating draft translations themselves if possible, and use existing drafts until more resources are available.

| | | | |
|--|------------|--|--------|
| Basic Text Fifth Edition (LTC has draft) | Bulgarian | Chinese | |
| Basic Text Fifth Edition, Book One (Sixth Edition may not be feasible at this time) | Nepalese | Hungarian | |
| Basic Text Sixth Edition (Fifth Edition currently available) | Norwegian | Portuguese | Hebrew |
| <i>The NA Step Working Guides</i> | Hindi | Japanese (JLTC translates and proofs; NAWS does QC and printing.) | |
| <i>Just for Today</i> | Lithuanian | Hindi (LTC has draft) | |
| <i>It Works: How and Why</i> | Russian | German (LTC has draft) | |
| <i>Sponsorship</i> | Russian | | |



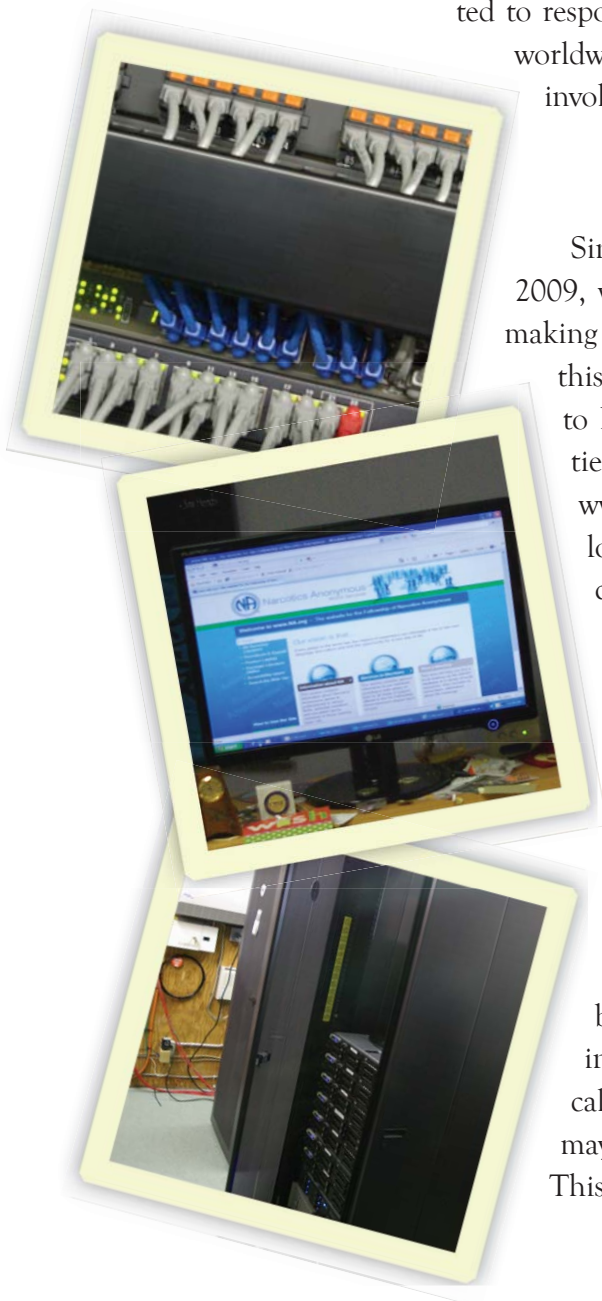
Information Technology

The job of carrying the message to the addict who still suffers is one that continues day and night, all around the globe. There is a wide variety of methods we can use to communicate our message of recovery, and information technology makes it possible for us to open up another wide avenue for addicts to find another way to live. Information technology at NAWS is a living entity, evolving along with our fellowship and the world around us. We remain committed to responding to the ever-changing needs of our membership worldwide. As always, our efforts in this part of our work have involved a great deal of flexibility and a whole lot of change.

The na.org Website

Since the introduction of our redesigned website in early 2009, we have continued to put a great deal of energy into making the site more helpful and user-friendly. One example of this effort from this year was the introduction of a new way to locate contact information for various NA communities through our phoneline/website finder tool at <http://www.na.org/?ID=phoneline>. With this tool, someone looking for meeting information can enter their area code or state/province in order to display phoneline numbers and website addresses for that geographical domain. In addition to that improvement, we are looking ahead to changes in the way our meeting locator works in an effort to improve our ability to provide information about local meetings worldwide.

Another change on the horizon for the na.org website involves our event calendar. Our event calendar provides information for local events happening in NA communities all around the world, which can be a wonderful resource for our members. There is an inherent difficulty that comes with trying to maintain a calendar for our worldwide fellowship: A single weekend may have as many as 50 or more NA events taking place. This presents a unique challenge for us in finding a way to





display the information in a user-friendly manner. We hope to improve on the current calendar system in order to help address that issue.

As always, both the content and the traffic for our site continue to increase. With ongoing projects, translations, dialogue with the fellowship, and so on, we are continually adding new documents and other resources to the site. The daily *Just for Today* meditation email service, introduced in December 2008, has continued to be a popular feature, with emails going out to over 30,000 addresses nightly as of the end of the fiscal year. The increase in traffic to our site seems to be outpacing our addition of new material, as traffic has increased exponentially over the past year. In the month of June this fiscal year, our site had over 9 million hits, with roughly 650,000 unique visits.

Network Security and the Internet

With the rise of traffic to our site and the continuing efforts of WSO staff to serve the fellowship, network security is a constant concern. There is simply no way to talk about information technology without some discussion of network security, and the unfortunate reality is that our efforts to maintain that security must continually become more advanced and sophisticated. The three main fronts for our security concerns include: email and other electronic communications; information stored on servers, workstations, laptops, and systems at all of our branch offices; and primary security at the network gateway. Most importantly, we have a responsibility to protect the information contained in our shopping cart database, which now can make up as much as 65 to 70 percent of our literature sales.

Historically, firewalls and a variety of security software have been sufficient for our security needs, but in the past year that has proven no longer to be the case. One of the challenges for network security is that those who are looking for ways to exploit security weaknesses always seem to be a few steps ahead of those whose goal is to provide protection. Staying ahead of the game can be tricky, particularly when serving members of a global organization, some of whom reside in parts of the world with high levels of malicious Internet activity. In order to best serve and support our fellowship, members of our staff occasionally need to access sites that pose a higher risk for security. We continue to do our best to monitor all potential security threats, which is an ongoing challenge.

Resources

In late 2009 we had the opportunity to welcome a new member to the IT team, Kora Nagy, who brings with her a degree in computer science and a willingness to learn. We are hoping she can continue to help out in all areas of IT, and to be a long-term asset to NA World Services.

Much like many other places both in and out of NA World Services, the financial downturn of recent years has had an effect on our work in IT. Based on the economy, our IT department is often in the unpleasant position of making difficult choices about what we can and cannot afford to do. Instead of carefully planned and implemented steps and procedures to make the necessary advances, in the past year the task has been a sort of triage process, and we have to make our decisions based on what *must* be done. We continue to make do as best we can and hope that things will improve in coming years.



Information Technology: A Part of Everything We Do

The information technology we make use of in our efforts to serve the NA Fellowship is a critical part of helping to make our message available to still-suffering addicts. The areas covered by IT include pretty much anything and everything electronic, and all that houses, maintains, translates, or transmits the information that enables us to serve the fellowship. The goal of our work is to maintain and improve the hardware, the software, and the na.org website that make it possible for NA World Services to continue its work—especially through security, security, and more security.

Helpful Web Addresses to Remember

Discussion Boards

<http://disc.na.org/>

Upcoming Events

Locally hosted events: <http://www.na.org/?ID=comingup-toc>

NAWS events: <http://www.na.org/?ID=nawsevents-event-reg>

Service Material

<http://www.na.org/?ID=servicemat-service-material>

E-subs

<http://www.na.org/subscribe>

The NA Way Magazine

<http://www.naway.org>


Honesty, trust, and goodwill
are the foundation of
our service efforts, all of which
rely upon the guidance of
a loving Higher Power.

Our Fellowship's Literature and Trademarks

Since 1993, NA World Services has been charged by the Fellowship of Narcotics Anonymous with sole responsibility for publishing Fellowship-approved literature and protecting NA copyrights and trademarks. The rights and responsibilities of this agreement are outlined by the Fellowship Intellectual Property Trust, and the guidelines found within are also spelled out in simpler terms in the NA Intellectual Property Bulletins:

- ◆ FIPT Bulletin #1: *Internal Use of NA Intellectual Property*
- ◆ FIPT Bulletin #2: *Individual NA Member Use of Narcotics Anonymous Trademarks*
- ◆ FIPT Bulletin #4: *Reprinting NA Fellowship-Approved Literature*

NA literature and logos belong to the NA Fellowship, and through the FIPT the fellowship has made it a duty of NAWS to protect these trademarks and copyrights from intended or unintended misuse and abuse. It is important to keep in mind that concerns about NA copyrights and trademarks are not about money or control. The goal of the FIPT is to strike the proper balance between protecting the fellowship's property and the goal of providing useful resources and services to the fellowship. We are notified regularly by members, groups, and service bodies about infringements of fellowship copyrights. In some cases, members (and nonmembers) violate NA copyrights simply because they don't know any better. In other cases, people may not be happy with the decisions of the fellowship as a whole or may want to profit from



misuse of NA property. When such issues are brought to our attention, we strive to resolve the matter as peaceably as we can. Every NA member can help us do the job we have been asked to do by not supporting any activities that misuse NA property.

Protecting the fellowship's trademarks is often more difficult because misuse is difficult for our members to identify, and because NA members love NA memorabilia! We have tried to learn from some of AA's experiences in no longer owning their triangle logo by ensuring that the NA name, logos, and service symbol continue to belong to, and their use be controlled by, the NA Fellowship. We have given

broad parameters for any registered area or region to use the fellowship's trademarks, and have granted licenses to vendors. We do this because trademark law requires that we use the logo in all classes of trademark registrations or lose our ownership. By licensing a vendor to produce NA jewelry, for example, we retain control and ownership of the fellowship's trademarks for jewelry that we do not directly produce. Every member can help here by ensuring that merchandise purchased is produced by a registered service committee or a licensed vendor. It is also important to take care not to infringe on others' trademarks, such as Harley-Davidson logos and DC Comics' Superman or Batman logos, for example.

In recent years, NA World Services has been working to better use Internet technology to facilitate greater availability of NA literature. We are challenged in that endeavor to strive for a level of security in these electronic versions that is sufficient to prevent copyright infringement. We currently have informational pamphlets available online in 39 languages, along with two booklength pieces of recovery literature in English: the Sixth Edition Basic Text, *Narcotics Anonymous*; and *It Works: How and Why*. We also continue offering a popular service that is still growing in demand: a daily email service for *Just for Today* meditations. Under the FIPT, groups and service committees do not have the authority to publish NA literature online. However, with so much literature now available online at the na.org website, we encourage local service committees with websites to either post links to those resources or to embed the files directly in their pages.

Conventions and Events

The World Convention of NA offers a unique chance for NA members from around the world, recovering in many different languages and cultures, to come together and celebrate recovery. A wide variety of workshops, main meetings, coffee houses, dancing, and so much more all serve as examples of the wide range of joys

we experience living clean. The convention lasts only a few short days, but the planning process for each world convention can span as many as seven years. Shortly after this fiscal year began, the Thirty-Third World Convention of Narcotics Anonymous took place in Barcelona, Spain. As reported in the 2009 annual report, we consider that convention to have been quite successful in that it was the largest-ever gathering of recovering addicts in Europe. More than 6,000 members from 65 countries came to Barcelona for WCNA 33, a true expression of Love Without Borders.

Historically, the financial planning for the world convention has utilized a “break-even” philosophy, based around a six-year cycle. Typically, the revenue generated by two conventions in North America has been sufficient to finance the direct expenses for one convention outside of North America. In recent years, we have experienced some challenges that have caused us to reevaluate that approach. The Thirty-Second World Convention, held in San Antonio, had a far smaller turnout than we expected, which meant that paying for WCNA 33 in Barcelona would truly be a faith investment in the European NA communities. With the ongoing economic difficulties worldwide, the board has discussed the possibility of revisiting the convention rotation plan, but there are currently no suggested changes. We expect that the outcomes of the next two conventions, scheduled to take place in San Diego and Philadelphia, will help shape our ideas about the future of the world convention.





WCNA 34 – San Diego, California

Our return to San Diego for the Thirty-Fourth World Convention will probably be a little more accessible for many North American members who didn't make it to Barcelona. The location in San Diego offers some unique benefits for planning purposes due to its Southern California location, not terribly far from our Chatsworth office. We are familiar with the locale and its facilities where WCNA 30 took place in 2003, which is also helpful. The city is looking forward to having us back for another wonderful recovery celebration.

There are a few logistical changes that we are making in preparation for the convention in San Diego. For starters, we are no longer procuring space in an attempt to accommodate the number of members who might show up. Our arrangements for WCNA 34 are being made for a fixed capacity of 16,000. Unless pre-registration numbers make it clear that there will be a larger turnout, it's possible that we will sell out of on-site registrations. WCNA 32 in San Antonio made it abundantly clear that it is not financially prudent to try to plan a convention for those who choose not to pre-register. If and

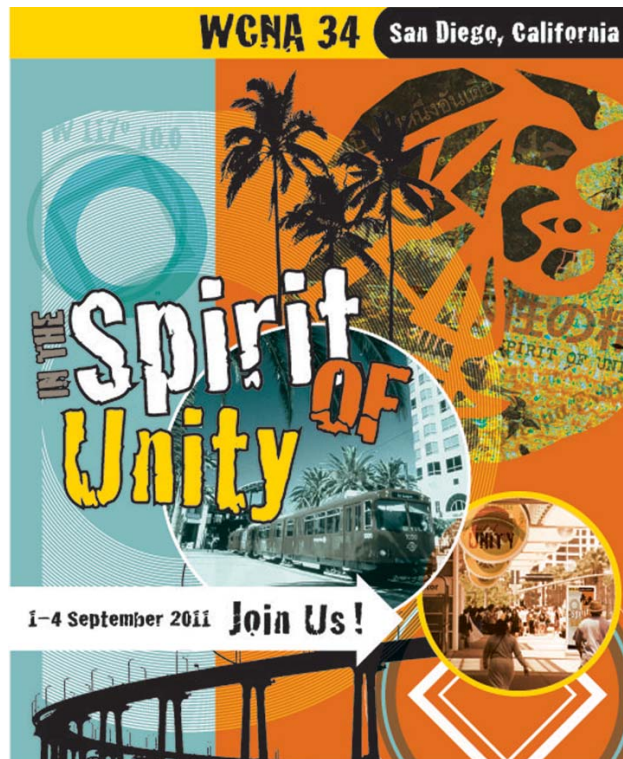
when we reach capacity in San Diego, we will have no choice but to direct those who haven't registered to local meetings.

Another change in the way the convention will operate in San Diego involves the way we use convention badges. Due to changes in the practices at convention facilities, we will need to require that all members wear a convention badge in order to attend any convention activity, such as main meetings, marathon meet-

ings, workshops, and so on. For a lot of our members residing on the West Coast, this may be a new and unfamiliar practice, but it has apparently already been in use for some facilities in the eastern half of the US. This requirement has grown out of security concerns and the facilities' needs to be able to ascertain that all of the individuals in the facility are there with the event. As always, we will accept

newcomer contributions and make newcomer badges available to members with 30 days clean or less.

One final change to how the world convention operates has to do with local support. In the past, we have reached out to the local region to assemble a support committee, which was a practice that came with a couple of inherent challenges. First, because the support committee was selected by the local region but answered to the World Board, the lines of





accountability could be unclear and confusing to support committee members. Second, a great deal of the work at the world convention is done by NAWs staff and contracted outside labor, which could also be a source of frustration for the support committee. The sole responsibility of the members in the support role is to help with finding and coordinating volunteers who can aid in supporting the various convention activities taking place. To help simplify things, a motion was passed at the 2010 World Service Conference to change policy regarding the support role. Rather than by a support committee formed by the local region, the support function will now be handled by a workgroup of the World Board, composed of member volunteers selected from within the region where the convention takes place and, for conventions held in the US, from surrounding regions. Following the close of the 2009–2010 fiscal year, an e-blast was sent to invite members in those regions to submit their names for consideration; the workgroup will be formed in early 2011.

We are all looking forward to a joyful celebration of recovery in San Diego next year, and are also looking ahead to celebrating NA's 60th anniversary in Philadelphia in 2013.

Future WCNA locations:

WCNA 34

1 – 4 September 2011

San Diego, California

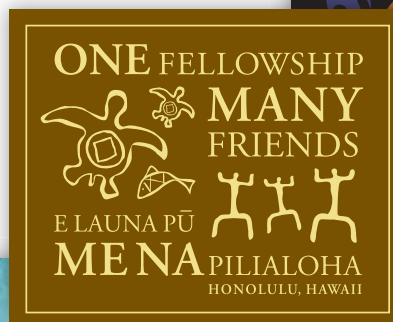
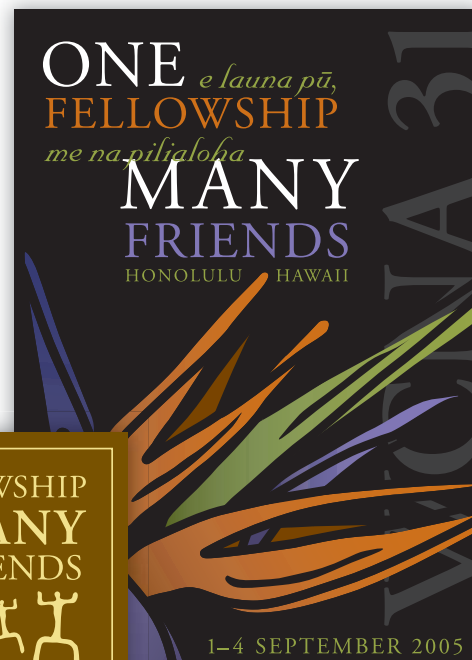
WCNA 35, 2013

Philadelphia, Pennsylvania

WCNA 36, 2015

Central or South America

<http://www.na.org/wcna>



The mission of the
World Service Office is
to provide services and
support which facilitate the
continuation and growth
of Narcotics Anonymous
worldwide...

Staff and Offices

Between July 2009 and June 2010, a total of 66 staff members were employed by NA World Services in five service centers around the world. Fifty-three of those employees worked in the Chatsworth office.

NAWS – Chatsworth

PO Box 9999

Van Nuys, California 91409 USA

Tel: 818.773.9999

Fax: 818.700.0700

Website: www.na.org

Our main service center in Chatsworth, California, continues to serve as an important resource for our worldwide fellowship in a variety of ways. This branch is home to the executive and administrative staff responsible for providing support to the World Board and the World Service Conference. An integral part of that support is working closely with the board and workgroups to carry out conference projects. Other ongoing responsibilities coordinated from this location include the production and distribution of NA literature and service materials and the maintenance of NA's website, www.na.org. This location also serves as a centralized resource for members, groups, and service committees around the world by responding to phone calls, emails, and letters on a day-to-day basis.





NAWS – Canada

150 Britannia Rd E, Unit 21
Mississauga, Ontario, L4Z 2A4 Canada
Tel: 905.507.0100
Fax: 905.507.0101

Branch Office Supervisor

Jacquie Sullivan (jacquie@na.org)

Assistant:

Paul Sullivan

Not far from Toronto, Ontario, our Canadian literature storage and shipping facility in Mississauga continues to serve the needs of the Canadian NA communities. The increase in recent years of sales to the local NA groups is helping to stabilize the facility's running expenses. Its main function is accommodating the literature needs in Canada. The two part-time employees at this distribution center work hard to ship all orders that are processed. We're very thankful for and proud of all their work, which makes it possible to get our message to those who need it in Canada.

NAWS – Europe

48 Rue de l'Été
B-1050 Brussels, Belgium
Tel: +32.2.646.6012
Fax: +32.2.649.9239

Branch Office Manager

Paul Decock (paul@na.org)

Assistant:

Fred Renaux (fred@na.org)

We are pleased to announce that in October 2009, we hired a new employee, Fred Renaux, to assist with operations in our European branch office. This is the first time Paul has had a full-time assistant to help him. Prior to coming to work at the Belgium branch, Fred managed the worldwide shipping of spare

parts for a large multinational corporation. He is quite happy now to be shipping Basic Texts around Europe. Fred handles the packaging and shipping of literature orders and also assists Paul with customer service. Paul has run this office with and without assistance over the years, and it makes a big difference to have such a stable and qualified employee.

Warehouse space has become a challenge as we continue to expand the range of items we keep in stock. Inventory at this location has grown to more than 1,400 different items in 27 languages, for a total of well over 400,000 units on hand valued at nearly € 55,000 (more than \$67,000). The bulk of our inventory is made up of literature in European languages, but we also maintain stock of some Farsi, Brazilian, and Hindi literature for members who start groups in those languages in Europe. We recently decided to rent additional storage space in the neighborhood of the office to help with the expanding inventory.

Following the first change of our pricing policies for WSO-Europe, the online shopping cart in euros went live in October 2009. Gradually, all our customers in Europe have started to use this way of ordering, and they seem to be happy with it. We thank our customers for their patience and goodwill during implementation of this new system, which is now functioning quite well. The new system not only saves time and money, but also enables us to provide faster and more reliable service to our customers. On another note, we are not yet instituting the second stage of our price increase at our European branch office.

In addition to distributing literature ordered by customers throughout Europe, and in spite of continuing financial adversities, this branch office continues to serve as a distribution point for a substantial amount of free literature to emerging NA communities. Many of these communities are located in Central and Eastern Europe: Russia, Estonia, Lithuania, Latvia, Poland, Czech Republic, Ukraine, Bulgaria, Slovenia, Croatia, and Bosnia. In addition, WSO-Europe ships free



literature to places in Turkey, the Middle East, and some isolated groups in Africa.

This branch office also provides support to the zonal forum for the continent, the European Delegates Meeting. The EDM legal entity was established in Belgium, and NAWS staff provided assistance to them in opening and managing their bank account located in Brussels.

NAWS – Iran

PO Box 14665-3115

Tehran, Iran

Tel: +021.2007.7295

Fax: +021.8868.1652

Branch Office Manager

Siamak Khajeian (siamak@na.org)

Other employees:

Farhad Poursohei (farhad@na.org)

Payam Yazdani, Mehrdad Naseri

Toraj Naseri, Farhad Fallah

Amir Bondar, Hossein Nematzade

Maintaining a literature production and distribution center in the capital of Iran has been the most effective way to serve the needs of the most rapidly growing NA community in the world. In addition to the production and distribution of NA literature and merchandise, this branch translates and distributes *The NA Way Magazine* in Farsi. The manager of this center coordinated the establishment of the facility. He has the assistance of seven employees, with whom he continues to work very hard to produce and distribute literature to the Iranian NA community. This year we moved offices and obtained a separate warehouse to meet our growing needs. The staff's enthusiasm and dedication contribute to the ongoing success of this venture and the strength of NA in Iran.

As we have mentioned before, the phenomenon of NA in Iran cannot easily be explained in any report. It seems to be a combination of a number of factors: culture, need,

little focus on drug replacement therapies by the government and professionals, a spirit of service, an effective chain of communications that reaches the individual member, a service structure that was designed by the region to serve the common welfare, and relentless public relations. With nearly 17,000 meetings as of WSC 2010 (up from roughly 15,000 meetings in October 2008), they continue to do more public relations than any community we are aware of. While we do not believe that other NA communities can duplicate what has happened in Iran, there is much we can learn from them about service efforts and PR. They use IP #22, *Welcome to NA* in their PR efforts and gave away more of this pamphlet than the rest of NA around the world. The charts in this report are a clear illustration of just how many addicts are hearing the NA message in Iran.

NAWS – India

290, 7th "A" Main, 3rd Block

Brindavan Nagar, HBR Layout

Bangalore 560043, India

Part-time Shipper

Pramila Dias

As freight and material prices have risen over the last decade, we've had to ponder ways to decrease the freight overhead and consider local production options. In the case of India specifically and South Asia in general, literature distribution has been especially difficult because these communities are so far away from our other distribution centers. In 2008, we opened a distribution center in Bangalore, India, to accommodate the NA communities there and throughout Asia, as is fiscally feasible. These communities have benefitted greatly from being able to receive literature much sooner and in greater quantities than before, and the costs to NAWS have been substantially reduced. Coupled with local production of items such as books, IPs, and keytags, NAWS-India plays a significant role in furthering our vision.



NA World Services Staff

July 2009 – June 2010
Chatsworth, California, USA

Administration

Executive Director

Anthony Edmondson (anthony.e@na.org)

Assistant Executive Director

Becky Meyer (becky@na.org)

Executive Assistants

Eileen Perez (eileen@na.org)

Elaine Wickham (elaine@na.org)

Human Resources Manager

Roberta Tolkman (roberta@na.org)

Administrative Assistant, Human Resources

Keri Kirkpatrick (keri@na.org)

Receptionist

Camille Klein (cammyk@na.org)

Public Relations Manager

Jane Nickels (jane@na.org)

Administrative Assistant, Public Relations

Colin Severeid (colin@na.org)

Marketing Manager

Bob Stewart

Director of Communications

Travis Koplow (travis@na.org)

Editor, *The NA Way Magazine*

De Jenkins (de@na.org)

Project Coordinator

Bob Jordan (boj@na.org)

Writer/Editors

Chris Corning (chris@na.org)

Nick Elson (nick@na.org)

Becky Jamison (beckyj@na.org)

Administrative Assistants

Shane Colter (shane@na.org)

Johnny Lamprea (johnny@na.org)

Asset Management

Comptroller and Team Leader

Debbie Hall (debbie@na.org)

Staff Accountant

John Lee (john@na.org)

Accounting Assistants

Sylvia Cordero (sylvia@na.org)

Rochelle Medina (rochelle@na.org)

Liz Stafford (liz@na.org)

Customer Service Representatives

Arthur Carbajal (arthur@na.org)

Peggy Labon (peggy@na.org)

Pam Martin (pam@na.org)

Purchasing Assistant

Jeannie Lamalfa (jeannie@na.org)

Warehouse Manager

Vince Alcala (vince@na.org)

Shippers

Adrian Aguilar (adrian@na.org)

Johnny Czifra (johnny_c@na.org)

Hugo Ramirez (hugo@na.org)



Information Technology

IT Manager

Stephan Lantos (stephan@na.org)

IT Supervisor

Kora Nagy (kora@na.org)

Database Administrator

Lori Dunnell (lori@na.org)

IT Team Assistant

Juan Trejo (juan@na.org)

Fellowship Services

Team Leader

Steve Rusch (steve@na.org)

Administrative Assistant

Jamie Bates

Team Assistants

Daniela Abravaya (daniela@na.org)

Linda DeLeo (linda@na.org)

Toni Grove (toni@na.org)

Andrew Ponce

Eric Swidler (eric@na.org)

Cindy Votaw (cindy@na.org)

Guy White (guy@na.org)

Production

Production Manager

Fatia Birault (fatia@na.org)

Graphic Arts Technician

David Mizrahi (david@na.org)

Production Assistant

Esperanza Lemos (esperanza@na.org)

Translations

Translations Manager

Uschi Mueller (uschi@na.org)

Team Assistants

Jayne McCrary (jayne@na.org)

Portia Medina

New Staff

Ted Ines

Kora Nagy

Departing Staff

Mandy Bell

Portia Medina

Andrew Ponce

*Narcotics Anonymous
should remain forever
nonprofessional,
but our service centers
may employ
special workers.*

Narcotics Anonymous World Services Consolidated Statement of Financial Position

30 Jan 06
Assets

Narcotics Anonymous World Services (Balance Sheet) 30 Jan 06

CURRENT ASSETS
Cash and Cash Equivalents
Checking Accounts
Reserve Accounts
Accounts Receivable
Accounts Payable
Convention & Sales Deposits Clearing
Less Allowance for Doubtful Accounts

EQUIPMENT, FURNITURE AND IMPROVEMENTS
Equipment and Furniture
Equipment Improvements
Leasehold Improvements
Intellectual and Software Property
Less Accumulated Depreciation and Amortization
Total Equipment, Furniture and Improvements

CURRENT LIABILITIES
Accounts Payable
Accrued Payroll Expense
Total Current Liabilities
LONG TERM LIABILITIES
Notes Payable
Leases Payable
Total Long Term Liabilities

DEFERRED INCOME
Conventions
Total Deferred Income

INTERBRANCH ACCOUNTS
Interbranch Accounts
Total Interbranch Accounts

NET ASSETS
Previous Unrestricted Net Assets
Current Gain / (Loss) Unrestricted Net Assets
Total Net Assets

TOTAL LIABILITIES AND NET ASSETS

| ABCD Region | Number |
|--|--------|
| 3011401 Midway River Area | 24 |
| 3011402 Albany/Tasmania Area (OVI) | 12 |
| 3011403 ABCD Region | 7 |
| Alabama - Northwest Florida | |
| 3011401 Greater Pensacola ABC | 13 |
| 3011201 Freedom Group of NA (AL) | 2 |
| 3011212 Third Tradition Group (FL) | 0 |
| 3011213 East of the Water Group (AL) | 1 |
| 3011214 The Great Group (AL) | 1 |
| 3011401 Individual Members | 8 |
| 3011401 Alabama/NW Florida RSC | 1 |
| Alaska Region | |
| 3021401 Alaska RSC | 7 |
| 3021201 Out and About Group (AK) | 1 |
| 3021205 To the Point Group (AK) | 1 |
| 3021208 Women's Choice Group | 1 |
| 3021210 New Way of Life Group (AK) | 4 |
| Alaska Region | |
| 3233001 Alaska Regional Convention | 9 |
| 3231201 The Natives Group (AB) | 2 |
| 3231202 Words of Change Group (AB) | 2 |
| 3231209 Gift of Life Group (AB) | 3 |
| 3231210 New Hope Group (AB) | 0 |
| 3231401 Alaska RSC | 2 |
| Antarctica - New Zealand Region | |
| 3261401 Individual Members | 2 |
| 3261401 Antarctica/New Zealand RSC | 1 |
| Argentina Region | |
| 3061401 Argentina RSC | 3 |
| Arizone Region | |
| 3031401 Can NA Area | 16 |
| 3031403 East Valley Area | 0 |
| 3031201 Steps "R" 1/2 Group | 0 |
| 3031202 Apache Junction NA | 1 |
| 3031205 Recovery & Beyond Group | 1 |
| 3031206 Grupo Primero Lo Primero | 1 |
| 3031207 Spiritually Fit Women | 0 |
| 3031401 Individual Members | 1 |
| 3031401 Arizona RSC | 3 |
| Arkansas Region | |
| 3041402 Central Arkansas Area | 22 |
| 3041404 Texarkana Area | 3 |
| 3041201 Pangloss NA Group | 2 |
| 3041202 New Freedom Group (TX) | 2 |
| 3041203 Recovery in the Daylight | 5 |
| 3041204 Cope Without Drugs Group (AR) | 1 |
| 3041205 Clean & Sober Group (AR) | 0 |
| 31209 Saturday Night Live Group (AR) | 2 |
| 211 Common Bond Group (AR) | 1 |
| 12 We Do Recover Group (AR) | 4 |
| 3041401 Individual Members | 0 |
| 3041401 Arkansas RSC | 1 |

Financial Reports

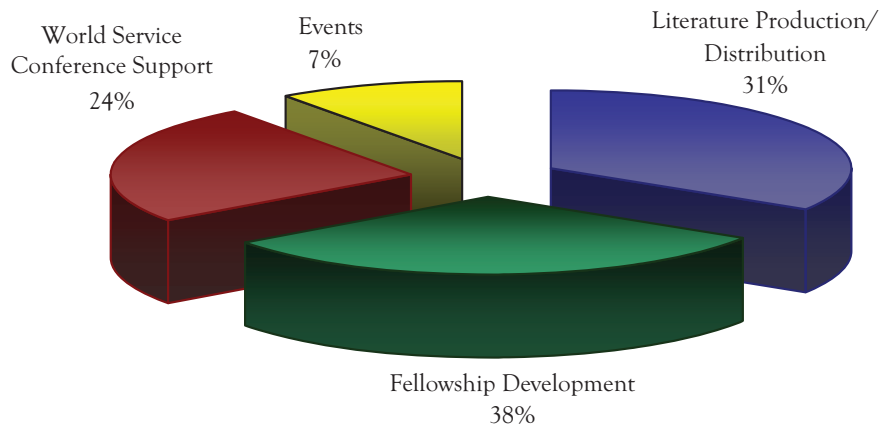
This section of the annual report is broken into four parts: unit distribution trends, consolidated statement of financial position and consolidated statement of activities, independent auditors' report, and donations report.

The unit distribution trends report is a report on the numbers of inventory items distributed throughout the year. These numbers are presented in the form of charts and graphs that illustrate the number of books, booklets, IPs, keytags, chips, and medallions that were distributed by NA World Services during the fiscal year.

The consolidated statement of financial position (SoFP) and consolidated statement of activities (SoA), also known as the "balance sheet" and "income statement," respectively, provide a report on the financial activity of NA World Services during the fiscal year. The SoFP, or balance sheet, gives a simple breakdown of the current assets and liabilities of NAWS in financial terms. The SoA, or income statement, provides a breakdown of the total income and expense for all branches of NAWS compared to the revised budget approved by the World Board in January 2009 and is broken down into the following categories:

Percentage of Expense for 2009–2010

(excluding specifics for WCNA 33)



Under each set of expenses, we include costs for accounting, personnel, overhead, and technology. These are expenses that cannot be attributed directly to any of the specific areas of activity. They are budgeted and allocated (distributed) according to a calculated fixed percentage across the four activity areas listed above. The allocated percentage is based on three factors: the number of



personnel devoted to the activity, the approximate number of labor hours, and the amount of physical office space required by the activity and estimated for the two-year budget cycle.

The independent auditors' report is provided by an outside firm that conducts a professional audit of NAWS' financial reports and practices. NAWS contracts with an independent auditor to conduct this annual review of all of our financial activity for each fiscal year as well as to perform random forensic (spot) checks. These forensic checks review and verify our internal controls and internal financial practices. In order to comply with legal requirements, we have an Audit Committee composed of some members of the Business Plan Group. Consistent with normal accounting practice, this workgroup is independent of specific NAWS management control and operates on behalf of the World Board.

The references to specific line items and expenses are shown differently in the NAWS income statement and the independent auditor's report. But they do show, within a few dollars, the same income and expense, serving as the outside or impartial verification of our financial reporting for this fiscal year. We continue to work with the auditor to minimize the differences between our reporting and theirs.

Finally, the fellowship contributions report is a report on the contributions received by NA World Services throughout the fiscal year from the NA Fellowship, broken down by region and/or country.

Invest in Our Vision

For the last few years, our annual report has included a discussion about the fact that we in NA are well accustomed to working with limited resources, but that we continue to face financial challenges above and beyond the usual "trying to do more with less." The global economic downturn continues to put an incredible strain on our ability to serve the fellowship, but we want to emphasize our goal of continuing to do all that we can in support of the vision for all NA services, as inspired by the primary purpose of the NA groups. We strive to always think of contributions received by NAWS as investments in our collective vision, rather than simply the donation of members' leftover funds.

Several significant achievements were made at the 2010 World Service Conference. As part of the work of the Service System project, *A Vision for NA Service* was adopted, signifying all that we strive to accomplish in our combined efforts to serve NA at all levels. Another accomplishment was the approval of two new self-support pamphlets, which discuss the importance both of individual financial contributions to NA and of the flow of funds to all levels of service in NA. The approval of these pamphlets is especially important in light of the adoption of *A Vision for NA Service*, as adequate funding will be critical if we are to achieve any of the goals stated in that vision. In recent years, our ability at NAWS to accomplish work toward that vision has been sharply affected, not just by our need to drastically reduce our expenses in the face of rising costs, but also by continued declines both in contributions from the fellowship and in



literature sales. We have also continued to receive questions from local communities about how to improve funding for services, which is a clear indicator that diminishing financial resources are reaching every level of NA service. More than other twelve-step fellowships, many times in NA we have relied on events and fund-raisers rather than a sense of responsibility to fund services through contributions. In order for our service system to function well and bring us closer to achieving our vision, it is critical that NA members and groups contribute enough money to adequately fund our services.

Here at NAWS, we have already passed the critical point at which the levels of services we are able to provide have been drastically reduced. We have now operated at a loss for the last three fiscal years, meaning that we have been depleting the reserves we had established, and they are now nearly nonexistent. We have cut expenses in every area available, with the final area for cutting being workforce reductions. Through the 2009–2010 fiscal year, we have chosen to leave some positions open when staff members have left, and we have not yet had to lay anyone off due to financial constraints. However, without some serious change in our financial situation during this fiscal year, that may no longer be the case.

One change, which was decided on at the conference and went into effect following the close of the 2009–2010 fiscal year, had to do with *The NA Way Magazine*. Until now, every NA group that registered with NAWS has automatically been provided with a free paper subscription to *The NA Way*. Additionally, all members were welcome to sign up for free subscriptions to the paper version of *The NA Way*.

We are not planning to charge for *The NA Way*, but as part of a discussion at the 2010 WSC, we have decided to purge our mailing database for the magazine. Any member who wants to continue to receive a paper copy of *The NA Way* will need to re-subscribe, and NA groups and service committees will also need to re-subscribe to receive paper copies. This will mark a significant reduction in costs for the magazine. Enhanced features have been added to the electronic version in recent issues. Our hope is that, in addition to cutting costs, the electronic version of this publication will be increasingly useful for members.

In keeping with our mission to support and further the fellowship's primary purpose, we have continued to provide free and subsidized literature. We believe that by providing developing NA communities with literature, we are able to inspire more hope for recovery and the ability to better carry the NA message. NA World Services provided over \$630,000 in free or reduced-price literature in the 2009–2010 fiscal year.

While our financial picture has been rather bleak, we are very blessed in that hope is something we always have plenty of in NA. Together, we can make it through any difficulties—as a fellowship of drug addicts, we have proven that time and again. Though our resources may be limited in the short term, when we combine what we have in a spirit of unity, we can carry our message of freedom from active addiction to every corner of the globe, so that one day, in our future, every addict in the world has the chance to experience our message in his or her own language and culture and find the opportunity for a new way of life.

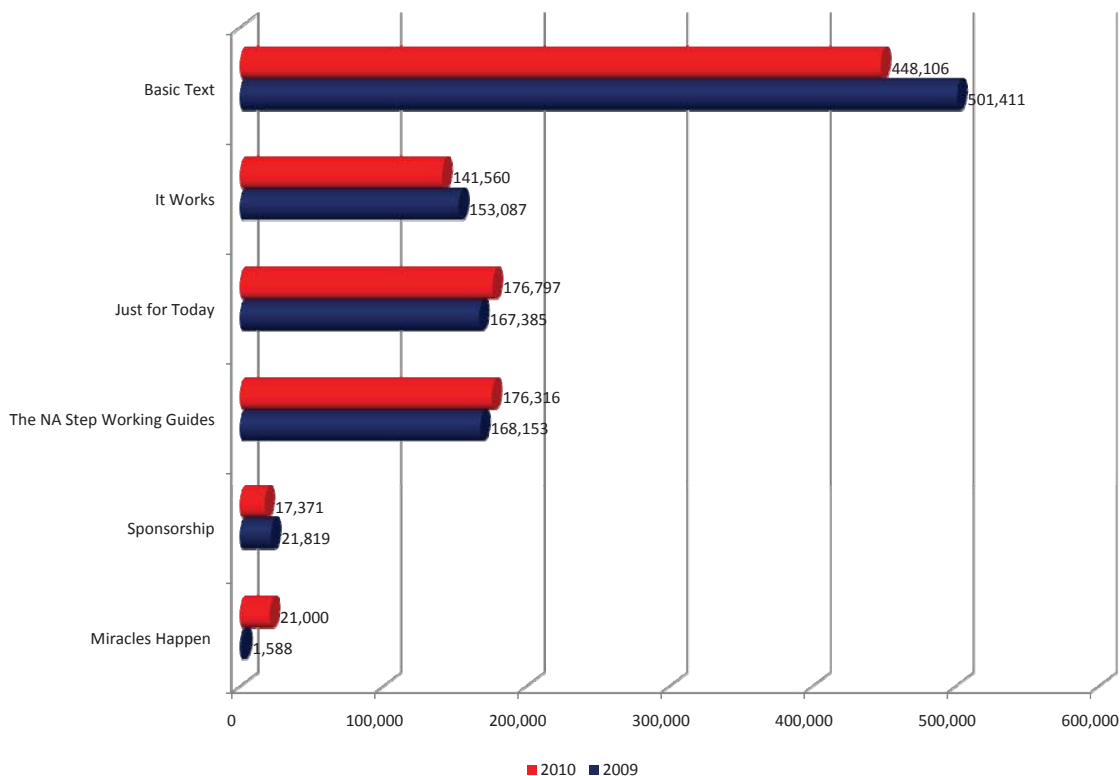


Unit Distribution Trends

Books

In every annual report, we provide a series of charts to illustrate the distribution levels for various literature items, usually as compared to the previous year's figures. One of the more noticeable trends this year—not just for books, but for all of our literature items—has been the continuing decline in our distribution numbers. In the 2008–2009 fiscal year, we distributed well over one million books total, but over the course of this fiscal year that number fell by almost 4 percent. As the chart for this year's book distribution indicates, we saw a decline in distribution for three of our books, a slight increase for two others, and finally a dramatic increase in the distribution of one book, *Miracles Happen*, due to publication in Farsi this year for the first time. *Just for Today* and *The NA Step Working Guides* were the only two books showing slight increases this year, and as a result their respective portions of the all-time book distribution chart have grown ever so slightly. We distributed roughly 1,400 copies of the Swedish *Just for Today* this year, its first year in publication.

2009 – 2010 Books Distribution

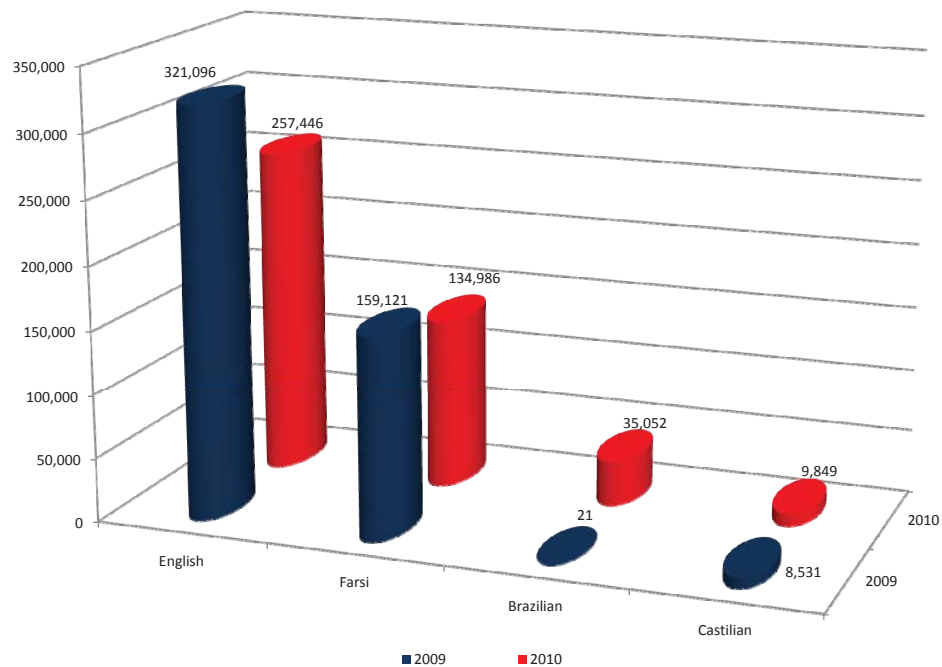


The single largest decrease this year was in the number of Basic Texts distributed, as we distributed over 50,000 fewer copies this year than last. While the large shipment of Fifth Edition Basic Texts to South Africa last year may have inflated that number some, there are some factors that figure into this year's number that are also worth mentioning. First, we have added both Hindi and Arabic to our Basic Text inventory this year, meaning that the numbers have decreased in spite of the

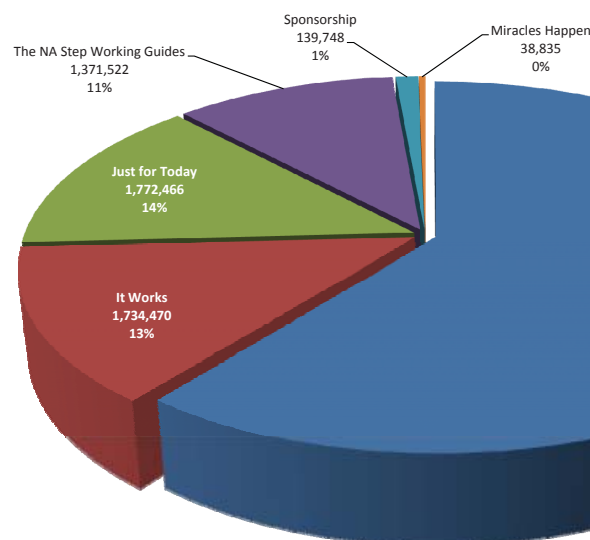


addition of two new translated versions. Second, this year's number takes into account a quantity of books that were distributed in Brazil during the previous fiscal year. This is due to the fact that during the 2008–2009 fiscal year, we experienced difficulties getting distribution counts before closing our financials for that fiscal year.

2009 & 2010 Translated Basic Texts Distribution



1983 – 2010 Books Distribution

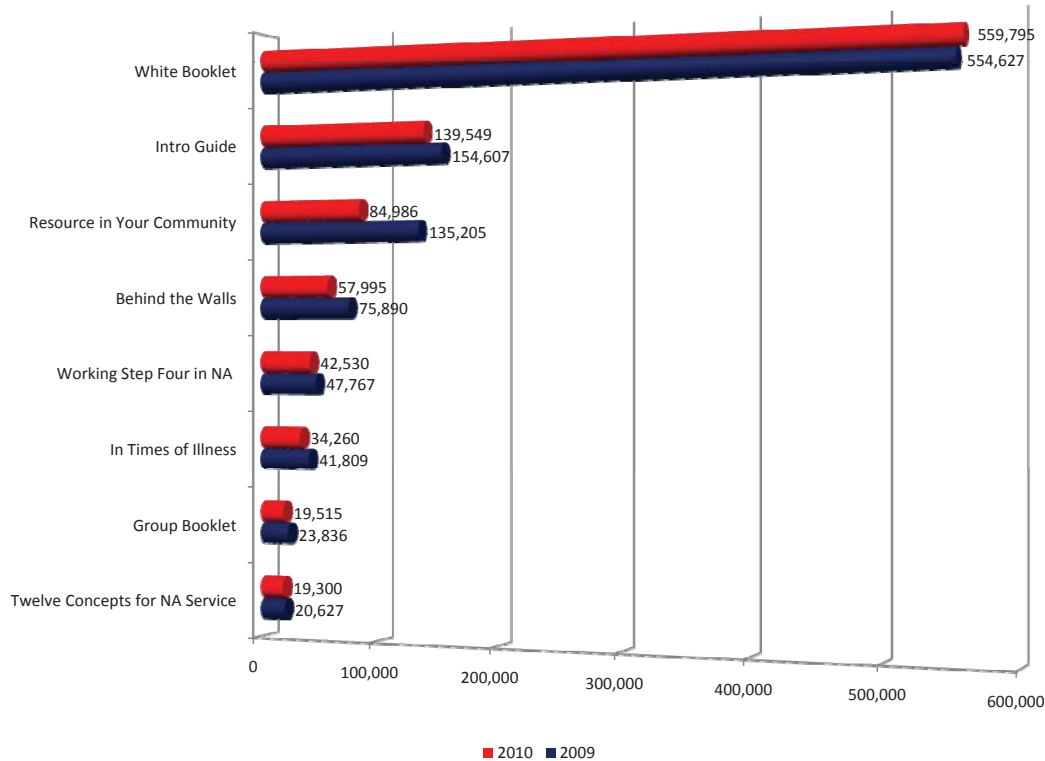




Booklets

As the booklet distribution chart illustrates, our distribution counts for all booklets other than the White Booklet have shown a decrease in the past fiscal year, some more than others. Distribution for the White Booklet showed a modest 1 percent increase, while all of the other booklets dropped by at least 5 percent. The most dramatic decrease was in *NA: A Resource in Your Community*, whose numbers were unusually high in the previous year due to a 20,000-unit order by the United Kingdom Service Office for distribution among government officials. *In Times of Illness* distribution decreased by nearly 20 percent, perhaps in part due to anticipation of the WSC 2010 decision about the proposed revisions to that piece. The newly revised *In Times of Illness* was approved at the conference and went into distribution after the close of the 2009–2010 fiscal year.

2009 & 2010 Booklets Distribution

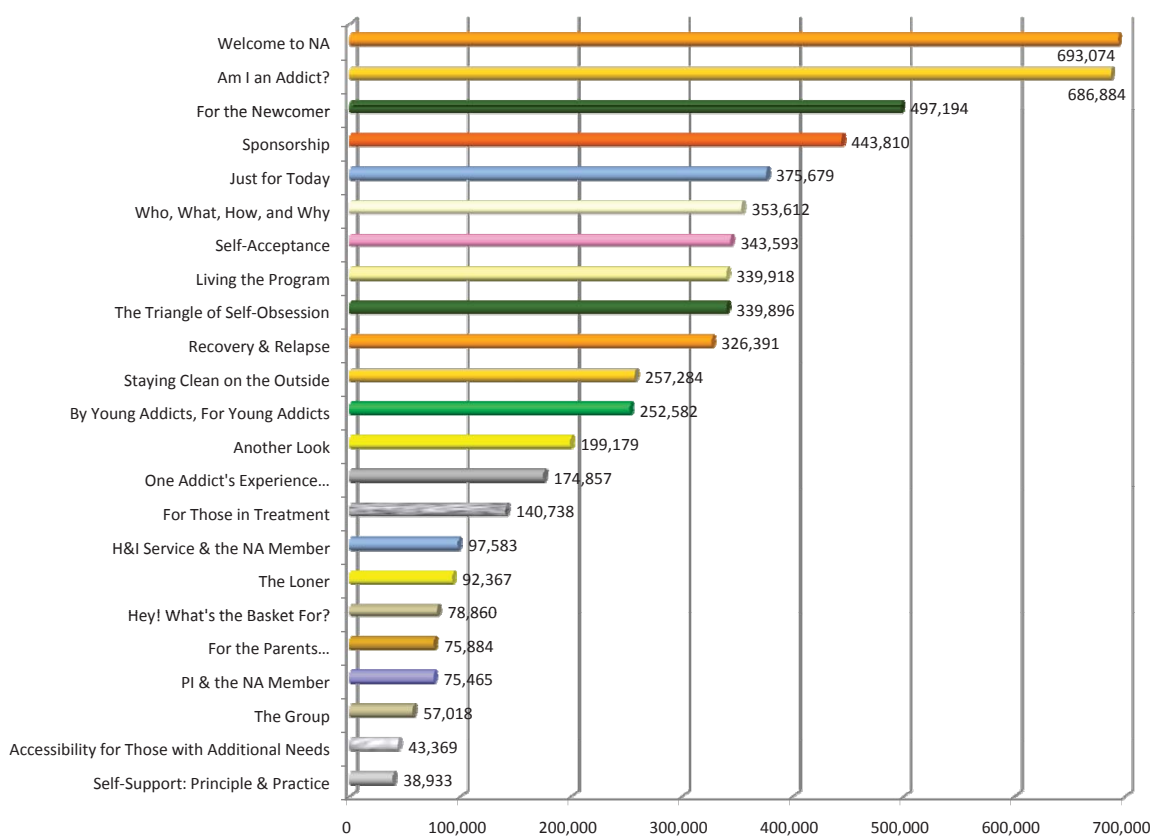




Informational Pamphlets

The story with IP distribution this year is much like that of all our other products, as there have been decreases across the board, with just a couple exceptions. The two IPs that showed an increase in distribution this year were IP #19, *Self-Acceptance*, and IP #9, *Living the Program*, which showed 2 percent and 5 percent increases, respectively. As far as other decreases are concerned, the two youth IPs that were newly introduced in the previous fiscal year showed an expected leveling off of distribution, and the two existing self-support pamphlets both showed declines in their already low numbers. The two new self-support pamphlets, *Money Matters: Self-Support in NA* and *Funding NA Services*, were approved at the conference, and they were made available for distribution at the beginning of the 2010–2011 fiscal year.

2009 – 2010 Information Pamphlets Distribution

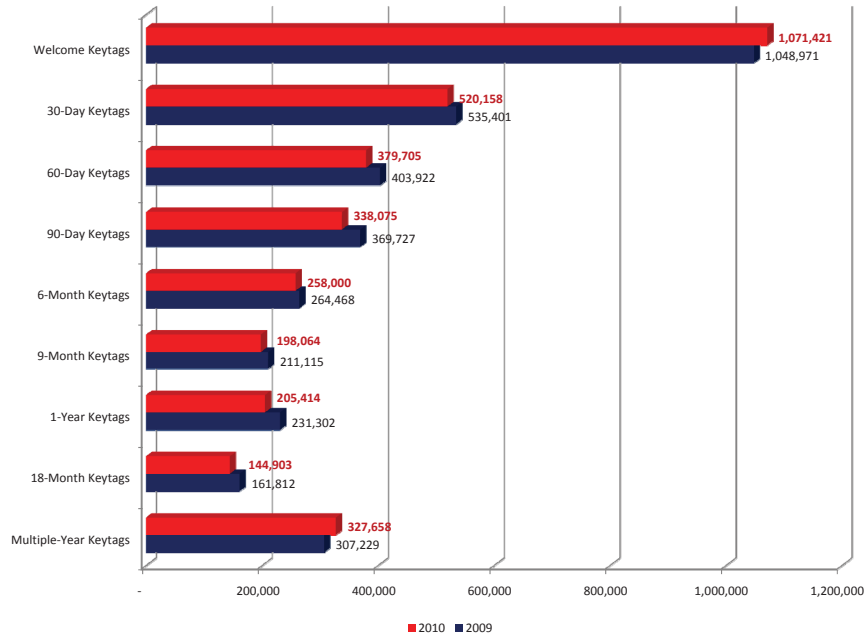




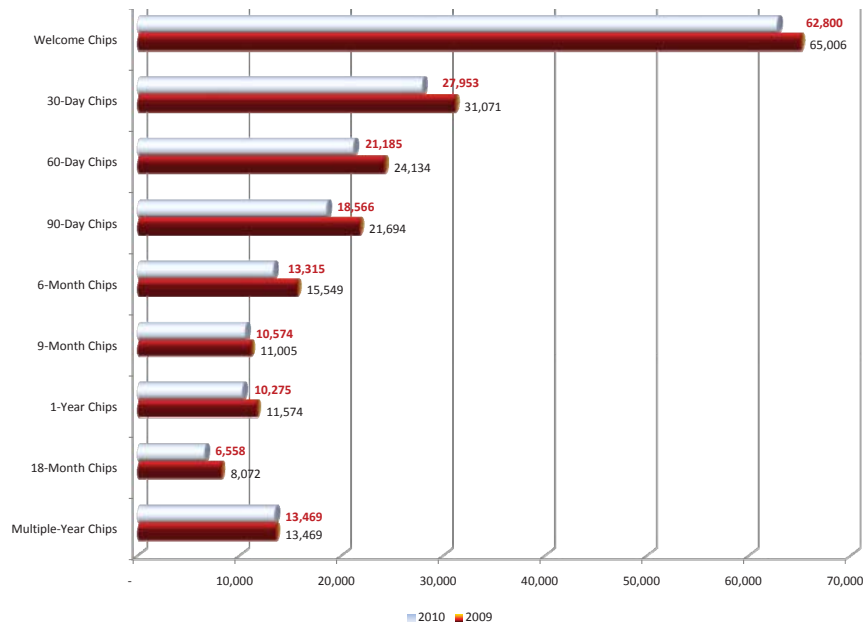
Chips and Keytags

For this fiscal year, there were decreases in the distribution numbers of all of our chips, with the exception of the multiple-year chip, which surprisingly came in at exactly the same count as last year's distribution numbers. As for keytags, we saw small increases in the distribution of both welcome and multiple-year keytags and declines in all other denominations.

2009 & 2010 Keytags Distribution



2009 & 2010 Chips Distribution

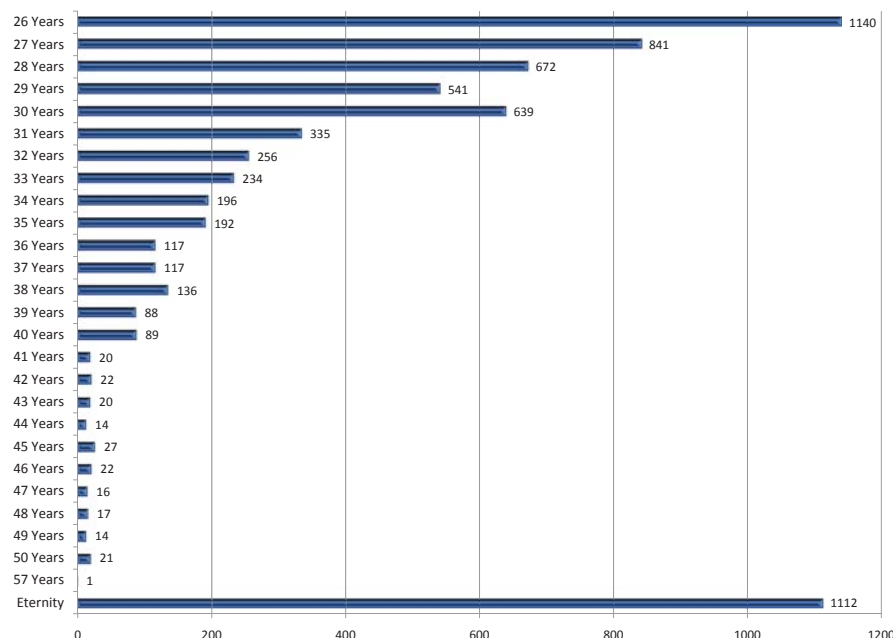
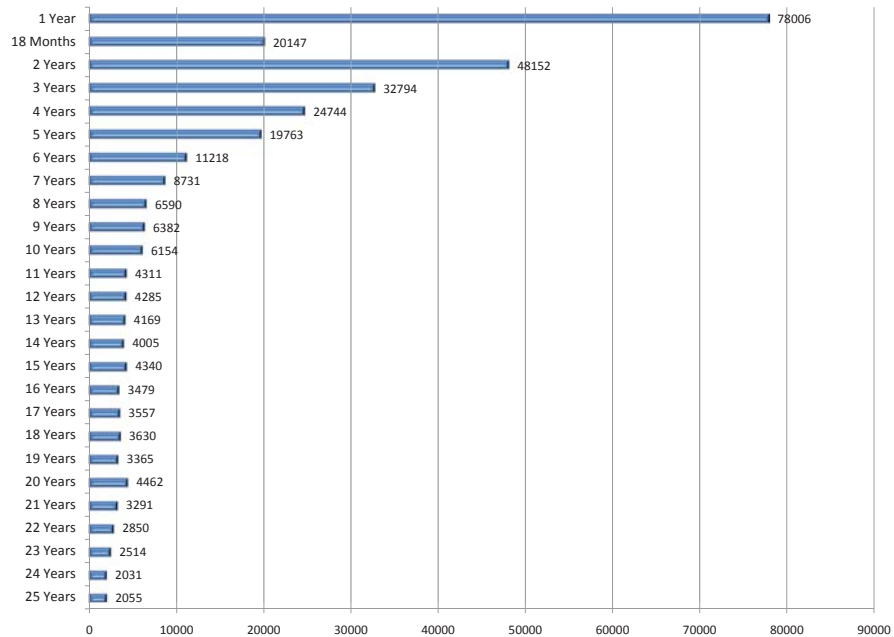




Medallions

Overall, medallion distribution has had a slight decline this fiscal year, but the changes in the numbers for the various denominations have been mixed. Of the 50-plus denominations we distributed this year, 20 medallions showed minor increases in distribution. The largest increases, by percentage, were all in the years 20 and up. As the chart indicates, we also distributed a single 57-year medallion.

2009 – 2010 Medallions Distribution





Narcotics Anonymous World Services Consolidated Statement of Financial Position

Balance Sheet – For the Twelve Months Ending 30 June 2010

ASSETS

CURRENT ASSETS

| | | |
|--------------------------------------|-----------|--------------------|
| Cash and Cash Equivalents | | |
| Checking Accounts | \$770,319 | |
| Reserve Accounts | 782,903 | |
| | ----- | \$1,553,222 |
| Accounts Receivable | | |
| Accounts Receivable | \$858,757 | |
| Convention & Conference Deposits | 4,869 | |
| Less Allowance for Doubtful Accounts | (84,512) | |
| | ----- | 779,114 |
| Inventory | | 1,111,155 |
| Prepaid Expenses | | 467,401 |
| | | ----- |
| Total Current Assets | | \$3,910,892 |

EQUIPMENT, FURNITURE AND IMPROVEMENTS

| | | |
|--|-------------|----------------|
| Equipment and Furniture | \$1,498,319 | |
| Leasehold Improvements | 884,660 | |
| Intellectual and Software Property | 1,521,409 | |
| Less Accumulated Depreciation and Amortization | (3,437,854) | |
| | ----- | 466,534 |
| Total Equipment, Furniture and Improvements | | 466,534 |

TOTAL ASSETS

\$4,377,426

LIABILITIES AND NET ASSETS

CURRENT LIABILITIES

| | | |
|----------------------------------|-----------|------------------|
| Accounts Payable | \$170,327 | |
| Accrued Payroll Expense | 260,983 | |
| | ----- | |
| Total Current Liabilities | | \$431,310 |

LONG TERM LIABILITIES

| | | |
|------------------------------------|-------|----------|
| Notes Payable | \$0 | |
| Leases Payable | \$0 | |
| | ----- | |
| Total Long Term Liabilities | | 0 |

NET ASSETS

| | | |
|---|-------------|------------------|
| Previous Unrestricted Net Assets | \$4,410,471 | |
| Current Gain / (Loss) Unrestricted Net Assets | (464,354) | |
| | ----- | |
| Total Net Assets | | 3,946,116 |

TOTAL LIABILITIES AND NET ASSETS

\$4,377,426



Narcotics Anonymous World Services Consolidated Statement of Activities

Income Statement – For the Twelve Months Ending 30 June 2010

| | YTD ACTUAL | YTD BUDGET | VARIANCE |
|---|--------------------|--------------------|--------------------|
| INCOME | | | |
| RECOVERY LITERATURE INCOME | | | |
| BASIC TEXT: Hardcover English | \$2,230,873 | \$2,559,600 | (\$328,727) |
| BASIC TEXT: Translated | \$187,296 | \$233,004 | (\$45,708) |
| BASIC TEXT: Softcover | \$667,055 | \$815,448 | (\$148,393) |
| JUST FOR TODAY | \$892,261 | \$1,018,620 | (\$126,359) |
| IT WORKS: HOW & WHY | \$615,657 | \$729,720 | (\$114,063) |
| SPONSORSHIP BOOK | \$42,037 | \$59,976 | (\$17,939) |
| STEP WORKING GUIDES | \$724,752 | \$741,132 | (\$16,380) |
| LITERATURE INCOME (IRAN) | \$1,030,657 | \$818,208 | \$212,449 |
| OTHER RECOVERY LITERATURE | \$1,390,797 | \$1,557,240 | (\$166,443) |
| Subtotal | \$7,781,385 | \$8,532,960 | (\$751,575) |
| OTHER INVENTORY INCOME | | | |
| MEDALLIONS | \$699,371 | \$626,628 | \$72,743 |
| KEY TAGS & CHIPS | \$1,103,397 | \$1,020,624 | \$82,773 |
| NON-FIPT INFORMATION BOOKLETS | \$65,490 | \$43,692 | \$21,798 |
| HANDBOOKS | \$53,023 | \$70,620 | (\$17,597) |
| SPECIALTY ITEMS | \$100,722 | \$41,316 | \$59,406 |
| AUDIO MATERIALS | \$2,112 | \$1,752 | \$360 |
| GROUP/AREA MATERIALS | \$166,952 | \$239,364 | (\$72,412) |
| MIRACLES HAPPEN | \$33,540 | \$44,616 | (\$11,076) |
| Subtotal | \$2,224,607 | \$2,088,600 | \$136,007 |
| SHIPPING | \$471,357 | \$557,508 | (\$86,151) |
| DISCOUNTS | (\$1,288,813) | (\$1,343,988) | \$55,175 |
| DEVELOPMENTAL SUBSIDIES & ALLOWANCES | (\$194,448) | (\$282,624) | \$88,176 |
| Subtotal | (\$1,011,904) | (\$1,069,092) | \$57,188 |
| Gross Literature Income (less discounts) | \$8,994,088 | \$9,552,456 | (\$558,368) |
| Gross Literature Income (without IRAN) | \$7,963,431 | \$8,734,248 | (\$770,817) |
| RECOVERY LITERATURE COST OF GOODS | | | |
| BASIC TEXT: Hardcover English | \$380,181 | \$400,872 | (\$20,691) |
| BASIC TEXT: Translated | \$30,720 | \$44,148 | (\$13,428) |
| BASIC TEXT: Softcover | \$79,992 | \$72,624 | \$7,368 |
| JUST FOR TODAY | \$90,181 | \$173,304 | (\$83,123) |
| IT WORKS: HOW & WHY | \$97,857 | \$125,700 | (\$27,843) |
| SPONSORSHIP BOOK | \$9,280 | \$12,936 | (\$3,656) |
| STEP WORKING GUIDES | \$96,439 | \$94,872 | \$1,567 |
| LITERATURE PRODUCTION (IRAN) | \$704,859 | \$581,016 | \$123,843 |
| OTHER RECOVERY LITERATURE | \$253,124 | \$273,048 | (\$19,924) |
| Subtotal | \$1,742,633 | \$1,778,520 | (\$35,887) |



Narcotics Anonymous World Services Consolidated Statement of Activities

Income Statement – For the Twelve Months Ending 30 June 2009

OTHER INVENTORY COST OF GOODS

| | | | |
|---|--------------------|--------------------|--------------------|
| MEDALLIONS | \$154,679 | \$181,188 | (\$26,509) |
| KEY TAGS & CHIPS | \$232,444 | \$284,976 | (\$52,532) |
| NON-FIPT INFORMATION BOOKLETS | \$18,048 | \$50,364 | (\$32,316) |
| HANDBOOKS | \$8,969 | \$31,176 | (\$22,207) |
| SPECIALTY ITEMS | \$35,046 | \$13,464 | \$21,582 |
| AUDIO MATERIALS | \$680 | \$504 | \$176 |
| GROUP/AREA MATERIALS | \$47,183 | \$81,948 | (\$34,765) |
| MIRACLES HAPPEN | \$3,584 | \$5,076 | (\$1,492) |
| INVENTORY ADJUSTMENT | \$0 | \$0 | \$0 |
| Subtotal | \$500,633 | \$648,684 | (\$148,051) |
| Total Cost of Goods | \$2,243,266 | \$2,427,204 | (\$183,938) |
| Total Cost of Goods without IRAN | \$1,538,407 | \$1,846,188 | (\$307,781) |
| Net Literature Income | \$6,750,822 | \$7,125,252 | (\$374,430) |
| Net Literature Income without IRAN | \$6,425,024 | \$6,888,060 | (\$463,036) |

FELLOWSHIP DONATIONS

| | | | |
|-------------------------|------------------|--------------------|--------------------|
| BREAKDOWN BY DONOR TYPE | | | |
| Members | \$13,868 | \$12,372 | \$1,496 |
| Groups | \$67,591 | \$63,864 | \$3,727 |
| Areas | \$114,284 | \$146,604 | (\$32,320) |
| Regions | \$358,634 | \$710,604 | (\$351,970) |
| Events/Conventions | \$31,743 | \$32,760 | (\$1,017) |
| Unity Day | \$24,372 | \$19,392 | \$4,980 |
| Zonal & Other Forums | \$33,253 | \$24,852 | \$8,401 |
| Total Donations | \$643,745 | \$1,010,460 | (\$366,715) |

MISCELLANEOUS INCOME

| | | | |
|--|--------------------|--------------------|--------------------|
| LICENSED VENDOR PAYMENTS | \$23,050 | \$25,572 | (\$2,522) |
| INTEREST | \$11,307 | \$39,996 | (\$28,689) |
| MISCELLANEOUS | \$16 | \$0 | \$16 |
| INTERBRANCH | \$0 | \$0 | \$0 |
| Total Miscellaneous Income | \$34,373 | \$65,568 | (\$31,195) |
| OPERATING INCOME (Not including event specific) | \$7,428,940 | \$8,201,280 | (\$772,340) |
| OPERATING INCOME (Not including IRAN) | \$7,103,142 | \$7,964,088 | (\$860,946) |



Narcotics Anonymous World Services Consolidated Statement of Activities

Income Statement – For the Twelve Months Ending 30 June 2010

EXPENSE

LITERATURE PRODUCTION & DISTRIBUTION

FIXED OPERATIONAL EXPENSES

| | | | |
|---|-------------|-------------|-------------|
| MARKETING | \$2,978 | \$25,476 | (\$22,498) |
| IN HOUSE PRODUCTION (not included in Cost of Goods) | \$51,260 | \$65,832 | (\$14,572) |
| TRANSLATIONS (not included in Cost of Goods) | \$63,437 | \$59,520 | \$3,917 |
| LITERATURE DISTRIBUTION (IRAN) | \$16,448 | \$104,472 | (\$88,024) |
| SHIPPING | \$508,507 | \$557,508 | (\$49,001) |
| BUSINESS PLAN WORK GROUP | \$5,127 | \$27,996 | (\$22,869) |
| LEGAL | \$8,390 | \$52,512 | (\$44,122) |
| LITERATURE PRODUCTION & DISTRIBUTION TRAVEL | \$4,131 | \$25,728 | (\$21,597) |
| ACCOUNTING | \$11,975 | \$15,948 | (\$3,973) |
| PERSONNEL (Includes amount budgeted to variable projects) | \$1,197,908 | \$1,164,540 | \$33,368 |
| OVERHEAD | \$454,366 | \$576,912 | (\$122,546) |
| TECHNOLOGY | \$69,126 | \$102,660 | (\$33,534) |

| | | | |
|--|-------------|-------------|-------------|
| Total Literature Production & Distribution | \$2,393,653 | \$2,779,116 | (\$385,463) |
|--|-------------|-------------|-------------|

| | | | |
|---|-------------|-------------|-------------|
| Total Literature Production & Distribution without IRAN | \$2,377,205 | \$2,674,632 | (\$297,427) |
|---|-------------|-------------|-------------|

| YTD ACTUAL | YTD BUDGET | VARIANCE |
|------------|------------|----------|
|------------|------------|----------|

WORLD SERVICE CONFERENCE SUPPORT

FIXED OPERATIONAL EXPENSES

| | | | |
|---|-----------|-----------|-------------|
| PUBLICATIONS | \$43,828 | \$89,508 | (\$45,680) |
| WORLD SERVICE CONFERENCE BI-ANNUAL MEETING | \$399,610 | \$569,412 | (\$169,802) |
| WORLD BOARD | \$270,427 | \$261,000 | \$9,427 |
| HUMAN RESOURCE PANEL | \$18,000 | \$21,984 | (\$3,984) |
| WSC CO-FACILITATOR | \$3,021 | \$5,004 | (\$1,983) |
| WORKSHOPS (Delegate focused) | \$9,307 | \$200,004 | (\$190,697) |
| ACCOUNTING | \$7,749 | \$10,320 | (\$2,571) |
| PERSONNEL (Includes amount budgeted to variable projects) | \$775,117 | \$753,528 | \$21,589 |
| OVERHEAD | \$295,635 | \$373,296 | (\$77,661) |
| TECHNOLOGY | \$47,186 | \$66,432 | (\$19,246) |

| | | | |
|----------|-------------|-------------|-------------|
| Subtotal | \$1,869,880 | \$2,350,464 | (\$480,584) |
|----------|-------------|-------------|-------------|

VARIABLE OPERATIONAL EXPENSES

| | | | |
|---------------------------------|----------|----------|-----------|
| CONSENSUS BASED DECISION MAKING | \$0 | \$0 | \$0 |
| LEADERSHIP ORIENTATION MATERIAL | \$0 | \$9,996 | (\$9,996) |
| FELLOWSHIP ISSUE DISCUSSIONS | \$0 | \$6,996 | (\$6,996) |
| SERVICE SYSTEM | \$70,741 | \$75,000 | (\$4,259) |
| BOOK LENGTH PIECE LIVING CLEAN | \$93,766 | \$90,000 | \$3,766 |
| MEMBER EXPERIENCE PROJECT | \$0 | \$0 | \$0 |
| FINISHED WSC PROJECTS | \$0 | \$0 | \$0 |

| | | | |
|----------|-----------|-----------|------------|
| Subtotal | \$164,507 | \$182,004 | (\$17,497) |
|----------|-----------|-----------|------------|

| | | | |
|--|-------------|-------------|-------------|
| Total World Service Conference Support | \$2,034,387 | \$2,532,468 | (\$498,081) |
|--|-------------|-------------|-------------|



Narcotics Anonymous World Services Consolidated Statement of Activities

Income Statement – For the Twelve Months Ending 30 June 2010

FELLOWSHIP DEVELOPMENT

FIXED OPERATIONAL EXPENSES

| | | | |
|---|--------------------|--------------------|-------------------|
| PUBLICATIONS | \$171,427 | \$98,556 | \$72,871 |
| FELLOWSHIP SUPPORT | \$283,594 | \$200,004 | \$83,590 |
| PROFESSIONAL EVENTS | \$72,648 | \$113,472 | (\$40,824) |
| DEVELOPMENTAL LITERATURE | \$438,712 | \$343,236 | \$95,476 |
| ARCHIVES & INFORMATION MANAGEMENT | \$0 | \$20,004 | (\$20,004) |
| ACCOUNTING | \$11,975 | \$15,948 | (\$3,973) |
| PERSONNEL (Includes amount budgeted to variable projects) | \$1,197,908 | \$1,164,540 | \$33,368 |
| OVERHEAD | \$490,137 | \$576,912 | (\$86,775) |
| TECHNOLOGY | \$69,126 | \$102,660 | (\$33,534) |
| Subtotal | \$2,735,527 | \$2,635,332 | \$100,195 |
| PUBLIC RELATIONS DEVELOPMENT | \$2 | \$24,996 | (\$24,994) |
| SERVICE MATERIALS | \$6 | \$32,496 | (\$32,490) |
| SERVICE HANDBOOKS | \$0 | \$0 | \$0 |
| SELF-SUPPORT PAMPHLETS | \$2,950 | \$11,004 | (\$8,054) |
| TARGETED LITERATURE | \$4,509 | \$32,496 | (\$27,987) |
| WORKSHOPS | \$0 | \$0 | \$0 |
| Subtotal | \$7,467 | \$101,004 | (\$93,537) |
| Total Fellowship Development | \$2,742,994 | \$2,736,324 | \$6,670 |

FIXED OPERATIONAL EXPENSES

| | | | |
|---|--------------------|--------------------|--------------------|
| FUTURE (AND PRIOR) CONVENTIONS | \$2,451 | \$20,004 | (\$17,553) |
| LEGAL | \$1,580 | \$1,500 | \$80 |
| ACCOUNTING | \$3,522 | \$4,692 | (\$1,170) |
| PERSONNEL (Includes amount budgeted to variable projects) | \$352,326 | \$342,516 | \$9,810 |
| OVERHEAD | \$139,087 | \$169,680 | (\$30,593) |
| TECHNOLOGY | \$40,656 | \$30,192 | \$10,464 |
| Total Events (Not including event specific) | \$539,622 | \$568,584 | (\$28,962) |
| TOTAL EXPENSE ALL SOURCES (Not including event specific) | \$7,710,656 | \$8,616,492 | (\$905,836) |
| TOTAL EXPENSE ALL SOURCES (Not including IRAN) | \$7,694,208 | \$8,512,008 | (\$817,800) |
| EXCESS REVENUE/EXPENSE (Not including event specific) | (\$281,716) | (\$415,212) | \$133,496 |
| EXCESS REVENUE/EXPENSE (Not including IRAN) | (\$591,066) | (\$547,920) | (\$43,146) |



Narcotics Anonymous World Services Consolidated Statement of Activities

Income Statement – For the Twelve Months Ending 30 June 2009

EVENT SPECIFIC

EVENT SPECIFIC INCOME

| | | | |
|------------------------------------|------------------|--------------------|--------------------|
| WCNA-33 INCOME | | | |
| REGISTRATION | \$630,113 | \$602,004 | \$28,109 |
| SPECIAL EVENTS | \$0 | \$318,504 | (\$318,504) |
| NEWCOMER DONATIONS | \$12,407 | \$27,996 | (\$15,589) |
| MERCHANDISE | \$307,763 | \$535,500 | (\$227,737) |
| OTHER SALES | \$2,948 | \$0 | \$2,948 |
| REBATES | \$26,177 | \$8,004 | \$18,173 |
| Total Event Specific Income | \$979,408 | \$1,491,996 | (\$512,588) |

EVENT SPECIFIC EXPENSE

| | | | |
|-------------------------------------|--------------------|--------------------|--------------------|
| WCNA-33 EXPENSE | | | |
| REGISTRATION | \$145,200 | \$234,084 | (\$88,884) |
| SPECIAL EVENTS | \$0 | \$260,004 | (\$260,004) |
| PROGRAM | \$295,614 | \$155,004 | \$140,610 |
| MERCHANDISE | \$162,427 | \$354,996 | (\$192,569) |
| FACILITIES | \$480,864 | \$474,996 | \$5,868 |
| SUPPORT COMMITTEE | \$38,270 | \$46,500 | (\$8,230) |
| ADMINISTRATION | \$39,672 | \$105,000 | (\$65,328) |
| Total Event Specific Expense | \$1,162,047 | \$1,630,584 | (\$468,537) |

Total Event Specific Excess Revenue/Expense **(\$182,639)** **(\$138,588)** **(\$44,051)**

INCREASE (DECREASE) NET UNRESTRICTED ASSETS **(\$464,355)** **(\$553,800)** **\$89,445**

INCREASE (DECREASE) without IRAN **(\$773,705)** **(\$686,508)** **(\$87,197)**



MANNON KAPLAN, CPA
 GEORGE NADEL RIVIN, CPA
 EDWIN KANEMARU, CPA
 KENNETH R. HOLMER, CPA
 DOUGLAS S. WAITE, CPA
 CHARLES SCHNAID, CPA
 DONALD G. GARRETT, CPA
 CATHERINE C. GARDNER, CPA
 JEFFREY L. GOSS, CPA
 RICHARD DIFRONZO, JD
 JOANNA BOLSKEY, CPA
 RONALD D. CHANDLER, CPA
 MICHAEL G. KAPLAN, CPA
 MICHAEL J. QUACKENBUSH, CPA
 EDMOND AVANESS, CPA
 CRANE CURRAN, CPA
 BRIAN J. HARRIS, CPA
 GREGORY E. KLEIN, CPA
 FRED WOLINSKY, CPA
 LINDA BECKER, MBA
 ANDREW B. KOSKI, MBA

STANLEY L. MILLER, CPA (1921-1995)
 PAUL ARASE, CPA (RETIRED)



Miller, Kaplan, Arase & Co., LLP
 CERTIFIED PUBLIC ACCOUNTANTS

SINCE 1941

4123 LANKERSHIM BOULEVARD
 NORTH HOLLYWOOD, CALIFORNIA 91602-2828
 (818) 769-2010
 FAX (818) 769-3100

MEMBERS

THE AMERICAN INSTITUTE OF
 CERTIFIED PUBLIC ACCOUNTANTS
 THE CALIFORNIA, NEVADA, OREGON
 AND WASHINGTON SOCIETIES OF
 CERTIFIED PUBLIC ACCOUNTANTS
 BAKER TILLY INTERNATIONAL

OTHER OFFICES:

SAN FRANCISCO
 SEATTLE
 LAS VEGAS

WWW.MILLERKAPLAN.COM

Independent Auditors' Report

To the World Board of
 Narcotics Anonymous World Services, Inc.

We have audited the accompanying consolidated statements of financial position of Narcotics Anonymous World Services, Inc. (the "Organization") as of June 30, 2010, 2009 and 2008, and the related consolidated statements of activities, functional expenses and cash flows for the years then ended. These consolidated financial statements are the responsibility of the Organization's management. Our responsibility is to express an opinion on these consolidated financial statements based on our audits.

We conducted our audits in accordance with auditing standards generally accepted in the United States of America. Those standards require that we plan and perform the audits to obtain reasonable assurance about whether the consolidated financial statements are free of material misstatement. An audit includes examining, on a test basis, evidence supporting the amounts and disclosures in the financial statements. An audit also includes assessing the accounting principles used and significant estimates made by management, as well as evaluating the overall financial statement presentation. We believe our audits provide a reasonable basis for our opinion.

In our opinion, the consolidated financial statements referred to above present fairly, in all material respects, the financial position of Narcotics Anonymous World Services, Inc. as of June 30, 2010, 2009 and 2008 and the changes in its net assets and its cash flows for the years then ended in conformity with accounting principles generally accepted in the United States of America.

Miller, Kaplan, Arase & Co., LLP
 MILLER, KAPLAN, ARASE & CO., LLP

December 8, 2010



Narcotics Anonymous World Services
Consolidated Statements of Financial Position
Exhibit A

| | <u>June 30, 2010</u> | <u>June 30, 2009</u> | <u>June 30, 2008</u> |
|---|----------------------------|----------------------------|----------------------------|
| Assets | | | |
| Current assets: | | | |
| Cash and cash equivalents | \$ 1,290,112 | \$ 1,812,506 | \$ 1,433,787 |
| Investments - at fair value | 579,596 | 796,370 | 1,089,303 |
| Accounts receivable (net of allowance for uncollectible accounts of \$84,512, \$78,820, and \$78,820 respectively) | 761,307 | 913,913 | 901,062 |
| Publication inventory | 1,111,155 | 1,217,895 | 878,024 |
| Prepaid expenses | 156,426 | 82,100 | 163,568 |
| Total current assets | <u>3,898,596</u> | <u>4,822,784</u> | <u>4,465,744</u> |
| Property and equipment: | | | |
| Furniture and equipment | 1,499,489 | 2,504,928 | 2,439,580 |
| Leasehold improvements | 883,491 | 867,259 | 853,944 |
| | <u>2,382,980</u> | <u>3,372,187</u> | <u>3,293,524</u> |
| Less: accumulated depreciation and amortization | <u>(2,292,381)</u> | <u>(2,695,317)</u> | <u>(2,286,812)</u> |
| Total property and equipment - net | <u>90,599</u> | <u>676,870</u> | <u>1,006,712</u> |
| Other assets: | | | |
| Deposits | 12,297 | 245,024 | 158,620 |
| Trademarks, software and copyrights (net of accumulated amortization of \$1,172,804, \$1,054,565, and \$936,155 respectively) | 375,936 | 405,541 | 373,272 |
| Total other assets | <u>388,233</u> | <u>650,565</u> | <u>531,892</u> |
| Total assets | <u><u>\$ 4,377,428</u></u> | <u><u>\$ 6,150,219</u></u> | <u><u>\$ 6,004,348</u></u> |
| Liabilities and net assets | | | |
| Current liabilities: | | | |
| Accounts payable | \$ 170,473 | \$ 416,884 | \$ 424,818 |
| Accrued salaries, vacation and tax withholdings payable | 260,837 | 224,528 | 259,758 |
| Current portion of capital leases payable | - | 108,600 | 84,462 |
| Deferred convention revenue | - | 517,787 | - |
| Total current liabilities | 431,310 | 1,267,799 | 769,038 |
| Capital leases payable, less current portion | <u>-</u> | <u>471,949</u> | <u>580,549</u> |
| Total liabilities | 431,310 | 1,739,748 | 1,349,587 |
| Unrestricted net assets | <u>3,946,118</u> | <u>4,410,471</u> | <u>4,654,761</u> |
| Total liabilities and net assets | <u><u>\$ 4,377,428</u></u> | <u><u>\$ 6,150,219</u></u> | <u><u>\$ 6,004,348</u></u> |

See accompanying notes to consolidated financial statements.



Narcotics Anonymous World Services

Consolidated Statements of Activities

Exhibit B

| | Year Ended | | |
|---|---------------------|---------------------|---------------------|
| | June 30, 2010 | June 30, 2009 | June 30, 2008 |
| Revenues, gains and other support: | | | |
| Sales of publications and program materials | \$ 8,995,088 | \$ 9,637,023 | \$ 8,772,453 |
| Less discounts and cost of sales | <u>2,977,222</u> | <u>3,506,479</u> | <u>2,972,371</u> |
| Net sales of publications and program materials | 6,017,866 | 6,130,544 | 5,800,082 |
| Convention registration and other revenue | 979,551 | 103 | 2,160,006 |
| Fellowship contributions* | 643,745 | 807,761 | 980,673 |
| Interest | 11,306 | 20,232 | 61,619 |
| Other | <u>22,963</u> | <u>25,711</u> | <u>84,534</u> |
| Total revenues, gains and other support | <u>7,675,431</u> | <u>6,984,351</u> | <u>9,086,914</u> |
| Expenses: | | | |
| Literature production and distribution | 1,723,056 | 1,723,036 | 1,799,998 |
| World Service Conference support | 1,982,314 | 1,576,661 | 1,917,036 |
| Fellowship development | 2,616,805 | 2,809,963 | 2,421,720 |
| Events | <u>1,669,827</u> | <u>592,066</u> | <u>3,767,574</u> |
| | 7,992,002 | 6,701,726 | 9,906,328 |
| Depreciation and amortization expense | 273,548 | 526,915 | 355,149 |
| Gain on disposal | <u>(125,766)</u> | <u>-</u> | <u>-</u> |
| | 147,782 | 526,915 | 355,149 |
| Total expenses | <u>8,139,784</u> | <u>7,228,641</u> | <u>10,261,477</u> |
| Change in net assets | (464,353) | (244,290) | (1,174,563) |
| Unrestricted net assets: | | | |
| Beginning of year | <u>4,410,471</u> | <u>4,654,761</u> | <u>5,829,324</u> |
| End of year | <u>\$ 3,946,118</u> | <u>\$ 4,410,471</u> | <u>\$ 4,654,761</u> |

* Previously referred to as Conference contributions.

See accompanying notes to consolidated financial statements.



Narcotics Anonymous World Services
Consolidated Statements of Functional Expenses
Exhibit C-1

Year Ended June 30, 2010

| | Literature Production and Distribution | World Service Conference Support | Fellowship Development | Events | Total |
|-----------------------------------|---|--|---------------------------|---------------------|---------------------|
| Expenses: | | | | | |
| Salaries, wages and payroll taxes | \$ 1,026,254 | \$ 664,047 | \$ 1,026,254 | \$ 301,839 | \$ 3,018,394 |
| Employee health benefits | 126,911 | 82,119 | 126,911 | 37,327 | 373,268 |
| Retirement contribution | 23,780 | 15,387 | 23,780 | 6,994 | 69,941 |
| Contract labor | 2,495 | 1,615 | 2,495 | 734 | 7,339 |
| Convention expense | - | - | - | 1,164,640 | 1,164,640 |
| Occupancy | 177,133 | 103,973 | 160,685 | 47,260 | 489,051 |
| Travel | - | 2,295 | - | - | 2,295 |
| Conferences | - | 425,662 | - | - | 425,662 |
| Worldwide workshops | - | - | 142,412 | - | 142,412 |
| Telephone | 30,809 | 19,936 | 30,809 | 11,812 | 93,366 |
| Postage | 6,786 | 5,158 | 6,786 | 5,602 | 24,332 |
| Office expense | 34,783 | 22,994 | 34,783 | 10,230 | 102,790 |
| Professional fees | 72,821 | 17,576 | 27,163 | 9,569 | 127,129 |
| Equipment leases | 94,052 | 60,857 | 94,052 | 27,662 | 276,623 |
| Computer expense | 47,766 | 33,364 | 47,766 | 34,373 | 163,269 |
| Insurance | 18,560 | 12,009 | 18,560 | 5,459 | 54,588 |
| Interest expense | 25,839 | 16,719 | 25,839 | 7,600 | 75,997 |
| Developmental literature | - | - | 106,762 | - | 106,762 |
| Free publications | - | 43,828 | 171,212 | - | 215,040 |
| Free literature | - | 458 | 250,968 | - | 251,426 |
| Currency conversion | - | - | 47,231 | (11,336) | 35,895 |
| Public Relations | - | - | 69,265 | - | 69,265 |
| Workgroups | 5,127 | 164,517 | 7,451 | - | 177,095 |
| World Board | - | 270,427 | - | - | 270,427 |
| Fellowship assistance | - | - | 137,486 | - | 137,486 |
| Website expense | 19,154 | 12,394 | 19,154 | 5,634 | 56,336 |
| Other operating expenses | 10,786 | 6,979 | 38,981 | 4,428 | 61,174 |
| | <u>1,723,056</u> | <u>1,982,314</u> | <u>2,616,805</u> | <u>1,669,827</u> | <u>7,992,002</u> |
| Depreciation and amortization | 93,006 | 60,180 | 93,006 | 27,356 | 273,548 |
| Gain on disposal | (42,760) | (27,668) | (42,760) | (12,578) | (125,766) |
| Total expenses | <u>\$ 1,773,302</u> | <u>\$ 2,014,826</u> | <u>\$ 2,667,051</u> | <u>\$ 1,684,605</u> | <u>\$ 8,139,784</u> |

See accompanying notes to consolidated financial statements.



Narcotics Anonymous World Services
Consolidated Statements of Functional Expenses
Exhibit C-2

Year Ended June 30, 2009

| | Literature Production and Distribution | World Service Conference Support | Fellowship Development | Events | Total |
|-----------------------------------|---|--|---------------------------|-------------------|---------------------|
| Expenses: | | | | | |
| Salaries, wages and payroll taxes | \$ 1,004,975 | \$ 650,278 | \$ 1,004,974 | \$ 295,580 | \$ 2,955,807 |
| Employee health benefits | 128,147 | 82,919 | 128,147 | 37,690 | 376,903 |
| Retirement contribution | 24,991 | 16,171 | 24,991 | 7,350 | 73,503 |
| Contract labor | 1,938 | 1,254 | 1,938 | 24,097 | 29,227 |
| Convention expense | - | - | - | 89,079 | 89,079 |
| Occupancy | 186,848 | 101,771 | 157,281 | 46,260 | 492,160 |
| Travel | 1,457 | 942 | 1,457 | 429 | 4,285 |
| Conferences | - | 43,700 | - | - | 43,700 |
| Worldwide workshops | - | - | 151,907 | - | 151,907 |
| Telephone | 22,008 | 14,240 | 22,008 | 6,929 | 65,185 |
| Postage | 4,068 | 3,337 | 4,068 | 2,197 | 13,670 |
| Office expense | 53,351 | 34,521 | 53,350 | 15,690 | 156,912 |
| Professional fees | 76,967 | 20,302 | 31,375 | 9,228 | 137,872 |
| Equipment leases | 44,232 | 28,621 | 44,231 | 13,009 | 130,093 |
| Computer expense | 32,046 | 24,848 | 32,046 | 9,426 | 98,366 |
| Insurance | 32,832 | 21,244 | 32,832 | 9,655 | 96,563 |
| Interest expense | 55,102 | 35,654 | 55,102 | 16,207 | 162,065 |
| Developmental literature | - | - | 154,296 | - | 154,296 |
| Free publications | - | 51,265 | 154,678 | - | 205,943 |
| Free literature | 746 | 616 | 318,928 | 219 | 320,509 |
| Currency Conversion | - | - | 42,856 | - | 42,856 |
| Public Relations | - | - | 145,538 | - | 145,538 |
| Workgroups | 22,709 | 192,515 | 65,907 | - | 281,131 |
| World Board | - | 232,651 | - | - | 232,651 |
| Fellowship assistance | - | - | 138,182 | - | 138,182 |
| Website expense | 12,569 | 8,133 | 12,569 | 3,712 | 36,983 |
| Other operating expenses | 18,050 | 11,679 | 31,302 | 5,309 | 66,340 |
| | 1,723,036 | 1,576,661 | 2,809,963 | 592,066 | 6,701,726 |
| Depreciation and amortization | 179,151 | 115,921 | 179,151 | 52,692 | 526,915 |
| Total expenses | <u>\$ 1,902,187</u> | <u>\$ 1,692,582</u> | <u>\$ 2,989,114</u> | <u>\$ 644,758</u> | <u>\$ 7,228,641</u> |

See accompanying notes to consolidated financial statements.



Narcotics Anonymous World Services
Consolidated Statements of Functional Expenses
Exhibit C-3

Year Ended June 30, 2008

| | Literature Production and Distribution | World Service Conference Support | Fellowship Development | Events | Total |
|-----------------------------------|---|--|---------------------------|---------------------|----------------------|
| Expenses: | | | | | |
| Salaries, wages and payroll taxes | \$ 1,027,547 | \$ 616,528 | \$ 910,112 | \$ 381,660 | \$ 2,935,847 |
| Employee health benefits | 109,538 | 65,723 | 97,019 | 40,685 | 312,965 |
| Retirement contribution | 22,075 | 13,246 | 19,552 | 8,199 | 63,072 |
| Contract labor | 10,331 | 5,306 | 7,832 | 3,284 | 26,753 |
| Convention expense | - | - | - | 3,059,308 | 3,059,308 |
| Occupancy | 175,399 | 105,239 | 155,353 | 65,148 | 501,139 |
| Travel | 8,435 | 5,302 | 13,991 | 3,133 | 30,861 |
| Conferences | - | 538,939 | - | - | 538,939 |
| Worldwide workshops | 10,070 | 74,499 | 209,482 | - | 294,051 |
| Telephone | 23,257 | 14,146 | 20,599 | 24,312 | 82,314 |
| Postage | 25,529 | 15,875 | 22,611 | 38,765 | 102,780 |
| Office expense | 53,100 | 33,615 | 47,032 | 19,723 | 153,470 |
| Professional fees | 78,755 | 17,753 | 26,207 | 27,490 | 150,205 |
| Equipment leases | 43,467 | 26,080 | 38,499 | 16,145 | 124,191 |
| Computer expense | 63,820 | 38,292 | 56,527 | 23,705 | 182,344 |
| Insurance | 16,498 | 9,898 | 14,612 | 6,128 | 47,136 |
| Interest expense | 63,381 | 38,028 | 56,137 | 23,541 | 181,087 |
| Developmental literature | - | - | 141,347 | - | 141,347 |
| Free publications | 124 | 83,571 | 98,428 | - | 182,123 |
| Free literature | 227 | 136 | 141,659 | 84 | 142,106 |
| Public relations | - | - | 112,729 | - | 112,729 |
| Workgroups | 5,513 | 10,404 | 6,870 | - | 22,787 |
| World Board | - | 166,697 | - | - | 166,697 |
| Fellowship assistance | - | - | 159,375 | - | 159,375 |
| Website expense | 30,275 | 18,165 | 26,815 | 11,248 | 86,503 |
| Other operating expenses | 32,657 | 19,594 | 38,932 | 15,016 | 106,199 |
| | <u>1,799,998</u> | <u>1,917,036</u> | <u>2,421,720</u> | <u>3,767,574</u> | <u>9,906,328</u> |
| Depreciation and amortization | <u>124,303</u> | <u>74,581</u> | <u>110,096</u> | <u>46,169</u> | <u>355,149</u> |
| Total expenses | <u>\$ 1,924,301</u> | <u>\$ 1,991,617</u> | <u>\$ 2,531,816</u> | <u>\$ 3,813,743</u> | <u>\$ 10,261,477</u> |

See accompanying notes to consolidated financial statements.



Narcotics Anonymous World Services Consolidated Statements of Cash Flows Exhibit D

| | Year Ended | | |
|---|---------------------|---------------------|---------------------|
| | June 30, 2010 | June 30, 2009 | June 30, 2008 |
| Cash flows from operating activities: | | | |
| Change in net assets | \$ (464,353) | \$ (244,290) | \$ (1,174,563) |
| Adjustment to reconcile change in net assets to net cash provided (used) by operating activities: | | | |
| Depreciation and amortization | 273,548 | 526,915 | 355,149 |
| Gain on disposition of capitalized leases | 32,665 | - | - |
| (Increase) decrease in assets: | | | |
| Accounts receivable | 152,606 | (12,851) | (189,156) |
| Publication inventory | 106,740 | (339,871) | 26,896 |
| Prepaid expenses | (74,326) | 81,468 | (23,603) |
| Deposits | 232,727 | (86,404) | 338,609 |
| Increase (decrease) in liabilities: | | | |
| Accounts payable | (246,411) | (7,934) | (110,722) |
| Accrued salaries and withholdings payable | 36,309 | (35,230) | 1,724 |
| Deferred convention revenue | (517,787) | 517,787 | (1,041,561) |
| Net cash provided (used) by operating activities | <u>(468,282)</u> | <u>399,590</u> | <u>(1,817,227)</u> |
| Cash flows from investing activities: | | | |
| Purchases of investments | (11,307) | (20,232) | (46,481) |
| Proceeds from the sale of investments | 228,081 | 313,165 | - |
| Purchases of property and equipment | (36,471) | (65,348) | (167,719) |
| Purchases of leasehold improvements | (17,769) | (13,315) | (21,648) |
| Payments to secure copyrights and trademarks and purchase software | <u>(61,378)</u> | <u>(150,679)</u> | <u>(111,653)</u> |
| Net cash provided (used) by investing activities | <u>101,156</u> | <u>63,591</u> | <u>(347,501)</u> |
| Cash flows from financing activities: | | | |
| Repayment of capital lease obligations | <u>(55,717)</u> | <u>(84,462)</u> | <u>(76,239)</u> |
| Net increase (decrease) in cash and cash equivalents | (422,843) | 378,719 | (2,240,967) |
| Cash and cash equivalents: | | | |
| Beginning of year | <u>1,812,506</u> | <u>1,433,787</u> | <u>3,674,754</u> |
| End of year | <u>\$ 1,389,663</u> | <u>\$ 1,812,506</u> | <u>\$ 1,433,787</u> |

Supplemental disclosures of cash flow information:

Interest paid during the years ended June 30, 2010, 2009 and 2008 amounted to \$75,997, 162,065, and \$181,087, respectively.

In the year ended June 30, 2010, leased equipment with a net book value of \$399,066 was replaced and the related lease obligations, totaling \$544,084, were terminated.

See accompanying notes to consolidated financial statements.



Notes to Consolidated Financial Statement

Independent Auditors' Report Years Ended June 2010, 2009, and 2008

NOTE 1 – ORGANIZATION AND NATURE OF ACTIVITIES

Narcotics Anonymous World Services, Inc. (NAWS) was incorporated on January 25, 1977 and is headquartered in Chatsworth, California. In addition, NAWS operates a literature distribution facility in Toronto, Canada and offices in Brussels, Belgium, and Iran. NAWS is a not-for-profit organization that provides communications and information for the Fellowship of Narcotics Anonymous (NA). NAWS achieves its purpose by maintaining correspondence with NA groups and service committees, by printing and distributing World Services Conference (WSC) approved literature, and by maintaining the archives and files of NA.

In 1993, NA established the Fellowship Intellectual Property Trust (the Trust). The Trust was established for the purpose of holding and administering all recovery material and other intellectual properties of NA. The Trust is included in the consolidated financial statements of NAWS as a result of common control.

NAWS is exempt under Section 501(c)(3) of the Internal Revenue Code and comparable California Revenue and Taxation Code. The Trust is also exempt under the applicable Internal Revenue Code and comparable California Revenue and Taxation Code. In addition, the Internal Revenue Service has determined that NAWS and the Trust are not private foundations within the meaning of Section 509(a) of the Internal Revenue Code. Therefore, no provision for Federal and state income taxes was made for either NAWS or the Trust.

NOTE 2 – SUMMARY OF SIGNIFICANT ACCOUNTING POLICIES

A. Consolidation Policy and Basis of Accounting

The accompanying consolidated financial statements include the accounts of NAWS and the Trust. Significant intercompany balances and transactions are eliminated in consolidation. The consolidated financial statements are prepared on the accrual basis of accounting.

B. Financial Statement Presentation

Under U.S. generally accepted accounting principles (GAAP) not-for-profit organizations are required to report information regarding financial position and activities according to three classes of net assets: unrestricted net assets, temporarily restricted net assets and permanently restricted net assets. As of June 30, 2010, 2009 and 2008, NAWS held no temporarily or permanently restricted net assets.

C. Cash and Cash Equivalents

NAWS considers all funds held in checking and savings accounts to be cash and cash equivalents.

D. Investments

NAWS investments are reported at fair value. Investments include certificates of deposit, money market funds and government securities. See Note 5.

E. Publication Inventory

Publications and other items held for resale are included in inventory and are carried at the lower of cost or market, with cost determined by the first-in, first-out method.

F. Property and Equipment

Leasehold improvements and furniture and equipment are stated at cost. Major additions are capitalized while replacements, maintenance and repairs that do not improve or extend the useful life of the asset are



expensed. Depreciation is computed using the straight-line method over the estimated useful lives of the related assets, which are as follows:

| | |
|-------------------------|--------------|
| Leasehold improvements | 5 years |
| Furniture and equipment | 5 – 10 years |

Depreciation expense for the years ended June 30, 2010, 2009, and 2008 amounted to \$72,391, \$408,680 and \$276,493, respectively.

G. Trademarks and Copyrights

The cost of acquiring and defending copyrights and trademarks is capitalized and is being amortized over the approximate economic life of the copyright or trademark, which is estimated to be ten years. The cost of computer software is also capitalized and amortized over a period of seven years. Amortization expense for the years ended June 30, 2010, 2009 and 2008 amounted to \$101,606, \$118,235 and \$78,656, respectively.

H. Accounts Receivable and Allowance for Doubtful Accounts

Accounts receivable are reported net of an allowance for doubtful accounts. The allowance is based on management's estimate of the amount of receivables that will actually be collected. Management estimates uncollectible accounts based on the age of the receivable and other factors.

I. Translation of Foreign Financial Statements

Financial operations in Canada, Europe and the Middle East are translated throughout the year to United States dollars. Gains or losses resulting from translating foreign currency financial statements are recorded in the consolidated statements of activities.

J. Estimates

The preparation of financial statements in conformity with accounting principles generally accepted in the United States of America requires management to make estimates and assumptions that affect certain reported amounts and disclosures in the financial statements. Actual results could differ from those estimates.

K. Functional Allocation of Expenses

Based on estimates developed by management, 2010, 2009, and 2008 program service costs totaled \$7,325,806, \$6,505,777 and \$9,235,329, management and general costs totaled \$813,978, \$722,864, and \$1,026,148, respectively.

NOTE 3 – RETIREMENT PLAN

NAWS maintains a qualified defined contribution retirement plan, which covers all employees. Under the terms of the plan, employees may elect to contribute pre-tax earnings up to the maximum allowable amount. NAWS matches deferrals of up to 5% of compensation based on the employee's number of years of service. NAWS contributions totaled \$69,941, \$73,503 and, \$63,072 for the years ended June 30, 2010, 2009 and 2008, respectively.

NOTE 4 – OPERATING AND CAPITAL LEASES

NAWS has entered into capital lease agreements for the use of office equipment. These agreements were terminated and the equipment retired during 2010. The total value of the equipment under capital leases as of June 30, 2009 and 2008 was \$776,560 and \$776,560, respectively. Replacement equipment was obtained under a new agreement, which is treated as an operating lease in the accounting records. NAWS leases additional equipment and facilities under various operating leases.



The following is a schedule of future minimum rental payments required under operating leases that have initial or remaining noncancelable lease terms in excess of one year as of June 30, 2010:

Year ending 30 June

| | |
|--------------------------------|--------------------|
| 2011 | \$ 617,181 |
| 2012 | 618,550 |
| 2013 | 601,997 |
| 2014 | 592,137 |
| 2015 | 601,415 |
| Thereafter | <u>514,1803</u> |
| Total minimum payment required | <u>\$3,546,083</u> |

Total payments made under the leases during the years ended June 30, 2010, 2009 and 2008 were \$746,935, \$700,956 and \$737,135 respectively.

NOTE 5 – INVESTMENTS

GAAP establishes a fair value hierarchy that prioritizes valuation inputs into three levels based on the extent to which inputs used in measuring fair value are observable in the market:

Level 1 – Inputs are quoted prices in an active market.

Level 2 – Inputs are based on quoted prices for similar instruments and model-based valuation techniques for which all significant assumptions are observable in the market or can be corroborated by observable market data.

Level 3 – Inputs are generally unobservable and typically reflect management's estimates of assumptions that market participants would use in pricing the asset or liability.

The following tables summarize investments based on the inputs used to value them, as required by GAAP for periods ending after November 15, 2008:

| | <u>June 30, 2010</u> | | | |
|---|----------------------|------------------|-------------------|-------------------|
| | Level 1 | Level 2 | Level 3 | Total |
| Money market funds | \$ 109,014 | \$ – | \$ – | \$ 109,014 |
| Certificates of Deposit | – | – | 455,791 | 455,791 |
| US Government and Government Agency obligations | – | 13,222 | – | 13,222 |
| Equities | 1,569 | – | – | 1,569 |
| | <u>\$ 110,583</u> | <u>\$ 13,222</u> | <u>\$ 455,791</u> | <u>\$ 579,596</u> |

| | <u>June 30, 2009</u> | | | |
|---|----------------------|------------------|-------------------|-------------------|
| | Level 1 | Level 2 | Level 3 | Total |
| Money market funds | \$ 364,105 | \$ – | \$ – | \$ 364,105 |
| Certificates of Deposit | – | – | 415,336 | 415,336 |
| US Government and Government Agency obligations | – | 16,228 | – | 16,228 |
| Equities | 701 | – | – | 701 |
| | <u>\$ 364,806</u> | <u>\$ 16,228</u> | <u>\$ 415,336</u> | <u>\$ 796,370</u> |

The following table reconciles the beginning and ending fair value of the Plan's Level 3 investments:



| | Year Ended | |
|----------------------------|-------------------|----------------|
| | June 30, 2010 | June 30, 2009 |
| Balance, 1 July | \$ 415,336 | 712,775 |
| Purchases/Accrued Interest | 12,178 | 12,325 |
| Sales/Maturities | 28,277 | (309,764) |
| Balance, 30 June | <u>\$ 455,791</u> | <u>415,336</u> |

Level 1 investments comprise equities and money market funds traded daily on an active exchange. Level 2 investments consist of government obligations valued based on trade prices for similar securities. Level 3 investments are certificates of deposit reported at cost, which approximates fair value.

NOTE 6 – CONCENTRATIONS OF CREDIT RISK

NAWS places its cash and cash equivalents with high quality financial institutions. Cash in U.S. banks was fully covered by the Federal Deposit Insurance Corporation (FDIC). Cash in Canadian accounts is insured up to \$100,000 (Canadian) per bank by CDIC. Cash in other foreign accounts is not insured by the FDIC and totaled approximately \$591,316 as of June 30, 2010.

At June 30, 2010, deposits at banks in Iran and Malaysia were approximately \$268,000 and \$50,000, respectively. The Malaysian account is in the name of a NAWS employee, who resides in Iran. At certain times during the year ended June 30, 2010, Iranian funds were transferred to this particular employee's personal account.

Assets reported in the statement of financial position include cash of approximately \$311,000 and publication inventory of approximately \$400,000 at the Iranian office. Due to current relations between Iran and the United States, it is unlikely that NAWS could transfer such assets out of Iran; accordingly their use is limited to Iranian operations.

NOTE 7 – EMPLOYMENT CONTRACT

NAWS has entered into an employment agreement with its Executive Director. The agreement provides for compensation and benefits and expires on December 31, 2013. Should the agreement be terminated by NAWS, certain amounts would be payable to the Executive Director as defined in the agreement.

NOTE 8 – SUBSEQUENT EVENTS

Management has evaluated subsequent events through December 8, 2010, the date these financial statements were available to be issued. There were no other material subsequent events that require recognition or additional disclosure in these financial statements.

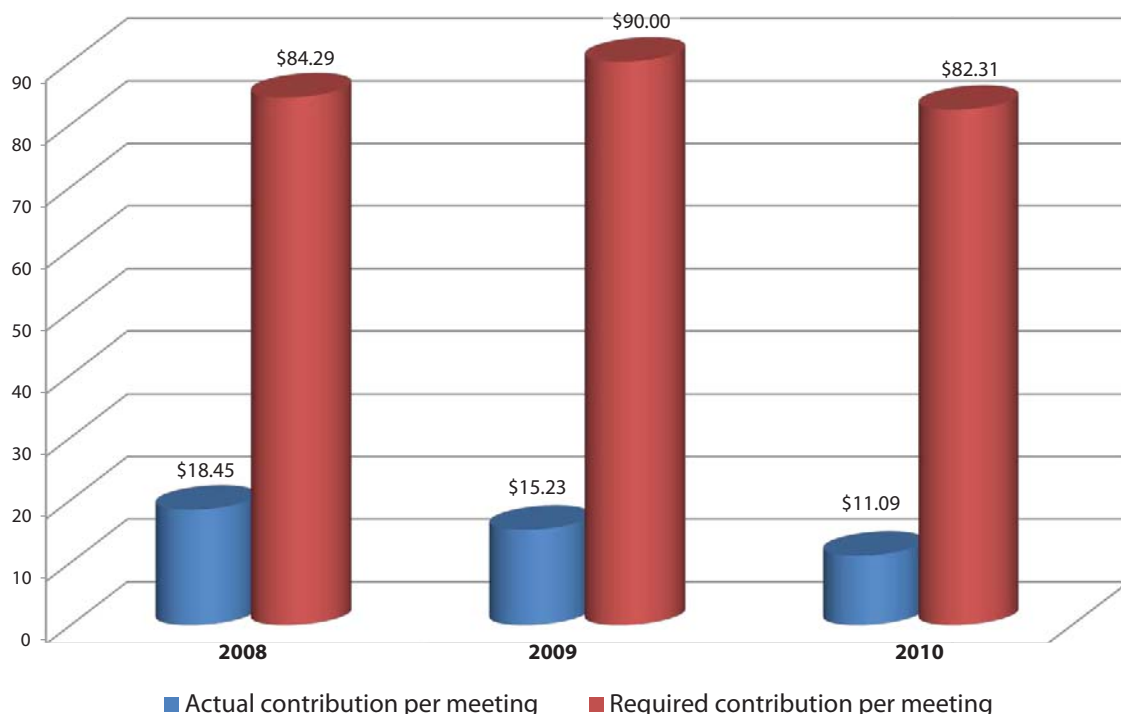


Fellowship Contributions

Every year when we publish the annual report, we include an accounting of contributions we have received from members, groups, and service committees, organized by region. These numbers enable us to provide a comparison of how much of our work is paid for by fellowship contributions and how much is funded by revenue from literature sales.

The ongoing difficulties posed by the global economic climate offer some additional challenges. The work of NA World Services is inspired and governed by the set of spiritual principles outlined in our recovery program. Unlike many other businesses outside of NA, we are far more limited in our options to generate revenue and reduce expenses. To accomplish the business goals that support our spiritual aims, we rely heavily on the contributions of NA members who have found freedom from active addiction and are now living productive, responsible lives. One of our most important tasks at NA World Services is to reach addicts in places where NA does not yet exist. However, the more successful we are in this effort, the more demand we create for additional services and support in places that are difficult and costly to reach. Our greatest successes have brought us our biggest challenges, but the principles of our program remind us that those of us who can give more must do so, in order that addicts in other parts of the world might have the chance to hear our message of recovery.

Cost of Funding Services through Contributions per Worldwide Meeting Actual vs. Require





Annual WSC & Fellowship Development Expenses and Total Weekly Meetings Worldwide

| Year | 2007–2008 | 2008–2009 | 2009–2010 |
|---|-------------|-------------|-------------|
| Number of meetings worldwide (approx.) | 53,038 | 53,038 | 58,039 |
| Total contributions received from meetings worldwide | \$978,673 | \$807,711 | \$643,745 |
| Contributions received per meeting worldwide | \$18.45 | \$15.23 | \$11.09 |
| Cost to fund fellowship services (WSC support and fellowship development) | \$4,470,902 | \$4,773,473 | \$4,777,373 |
| Dollars needed per meeting worldwide to cover fellowship services | \$84.29 | \$90.00 | \$82.31 |
| Percentage of expenses currently covered by fellowship contributions | 21.9% | 16.9% | 13.5% |

By comparing the total contributions we receive per group each year to the cost per group of services we provide to the fellowship (i.e., WSC support and fellowship development expenses), we are able to get a look at what it would take to have our services fully funded by group contributions. In recent years, the gap has been growing between the amount we receive and the amount it would cost for groups to fund these services.

Although we receive contributions from all over the world, the largest portion of those contributions comes from within the United States and Canada. Many of the oldest and most well-established NA communities exist in the US and Canada. However, a substantial number of communities outside of North America are still developing or exist in places where the economic reality is such that they will probably not be able to contribute financially in the foreseeable future. That being the case, we also generated the same data looking only at how much each individual group or meeting in the US and Canada would need to contribute in order to fully fund the services provided directly to the fellowship by NAWS each year.

Other service bodies can do the same: figure out the cost of delivering effective services in your area or region. We encourage you to break down those figures into meaningful numbers, such as the amount of contributions needed per group, per month, and make this information available to your local groups. If we let our members know what we need to be successful in our work, we provide them with an opportunity to see how their contributions come to life.

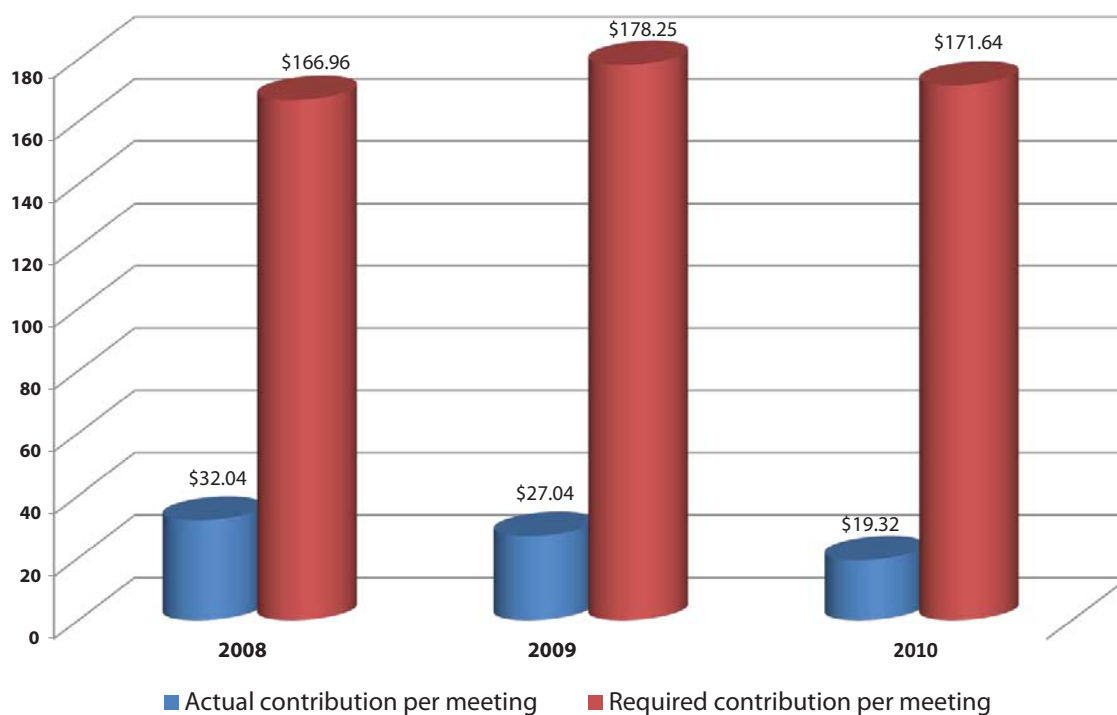
As the previous tables both illustrate, the decline in contributions has meant that we are even further from the goal of paying for these services entirely through fellowship contributions. It is also worth noting, however, that while fellowship contributions overall have declined over the last year, the amount coming from groups has actually increased.



Annual WSC & Fellowship Development Expenses and Total US/Canada Meetings

| Year | 2007–2008 | 2008–2009 | 2009–2010 |
|---|-------------|-------------|-------------|
| Number of meetings in US and Canada (approx.) | 26,779 | 26,779 | 27,883 |
| Contributions received from US and Canada | \$857,866 | \$724,200 | \$537,819 |
| Contributions received per US and Canada meeting | \$32.04 | \$27.04 | \$19.32 |
| Cost to fund fellowship services (WSC support and fellowship development) | \$4,470,902 | \$4,773,473 | \$4,777,373 |
| Dollars needed per US/Canada meeting to cover fellowship services | \$166.96 | \$178.25 | \$171.64 |
| Percentage of expenses currently covered by US/Canada contributions | 19.2% | 15.2% | 11.3% |

Cost of Funding Services through Contributions per US & Canada Meetings Actual vs. Require





Regional Contributions

| | | Jul 09/Jun 10 Number of Contributions | Jul 09/Jun 10 YTD Contributions | Jul 08/Jun 09 Contributions |
|--------------------------------------|---|--|------------------------------------|--------------------------------|
| ABCD Region | | | | |
| 3981601 | ABCD REGION | 8 | 916.15 | 2,019.95 |
| 3981201 | ADDICTS HELPING ADDICTS | 0 | 0.00 | 20.00 |
| 3981403 | AHANA (NY) | 0 | 0.00 | 50.00 |
| 3981402 | ALBANY/RENSSELAER AREA (NY) | 4 | 344.36 | 320.46 |
| 3981401 | MOHAWK RIVER AREA | 2 | 119.58 | 107.94 |
| | <i>ABCD Region Total:</i> | 14 | 1,380.09 | 2,518.35 |
| Alabama - Northwest Florida | | | | |
| 3011601 | ALABAMA/NW FLORIDA RSC | 2 | 2,989.59 | 4,956.69 |
| 3011216 | EXPECT A MIRACLE | 2 | 175.00 | 0.00 |
| 3011211 | GRATITUDE GROUP OF NA (FL) | 4 | 310.71 | 279.47 |
| 3011401 | GREATER PENSACOLA ASC | 0 | 0.00 | 220.50 |
| | INDIVIDUAL MEMBERS | 0 | 0.00 | 20.00 |
| 3011215 | SPIRITUAL PRINCIPLES GROUP | 0 | 0.00 | 100.00 |
| | <i>Alabama - Northwest Florida Total:</i> | 8 | 3,475.30 | 5,576.66 |
| Alaska Region | | | | |
| 3021401 | ANCHORAGE AREA | 11 | 452.19 | 414.15 |
| 3021212 | CLEAN MACHINE GROUP | 2 | 79.28 | 0.00 |
| 3021211 | DYNAMITE THURS NIGHT MEETING | 0 | 0.00 | 4.50 |
| 3021208 | FROZEN CHOZEN GROUP | 0 | 0.00 | 100.00 |
| 3021202 | WALK YOUR TALK GROUP | 12 | 630.00 | 710.00 |
| | <i>Alaska Region Total:</i> | 25 | 1,161.47 | 1,228.65 |
| Alsask Region | | | | |
| 3731601 | ALSASK RSC | 3 | 2,065.36 | 3,590.18 |
| 3731216 | EAGLES NEST NA GROUP | 1 | 30.00 | 0.00 |
| 3731402 | EANASC | 6 | 2,433.81 | 0.00 |
| 3731215 | FAITH GROUP | 1 | 100.00 | 0.00 |
| | INDIVIDUAL MEMBERS | 1 | 500.00 | 0.00 |
| 3731204 | JUST FOR TODAY GROUP (AB) | 4 | 243.06 | 279.00 |
| 3731213 | SAFE PASSAGE TO RECOVERY | 1 | 100.00 | 0.00 |
| 3731212 | SWAT GROUP | 0 | 0.00 | 200.00 |
| 3731217 | THE SKY'S THE LIMIT GROUP | 1 | 50.00 | 0.00 |
| 3731214 | TUESDAY NIGHT GROUP | 1 | 800.00 | 0.00 |
| | <i>Alsask Region Total:</i> | 19 | 6,322.23 | 4,069.18 |
| Aotearoa - New Zealand Region | | | | |
| 3761601 | AOTEAROA/NEW ZEALAND RSC | 2 | 1,775.39 | 0.00 |
| | <i>Aotearoa - New Zealand Region Total:</i> | 2 | 1,775.39 | 0.00 |
| Argentina Region | | | | |
| 3861401 | AREA INDEPENDENCIA ARGENNTINA | 1 | 260.00 | 0.00 |
| 3861601 | ARGENTINA RSC | 2 | 4,900.00 | 0.00 |
| 3861402 | OASTE AREA | 1 | 200.00 | 0.00 |
| | <i>Argentina Region Total:</i> | 4 | 5,360.00 | 0.00 |
| Arizona Region | | | | |
| 3031202 | APACHE JUNCTION NA | 4 | 168.64 | 137.17 |
| 3031601 | ARIZONA RSC | 2 | 6,000.00 | 14,000.00 |
| 3031401 | CAN NA AREA (AZ) | 4 | 2,511.30 | 1,130.78 |
| 3031211 | CANDLELIGHT MEETING | 2 | 45.00 | 0.00 |
| 3031210 | DYNAMITE RECOVERY GROUP | 2 | 52.00 | 0.00 |
| 3031403 | EAST VALLEY AREA (AZ) | 2 | 858.94 | 783.57 |



| | | Jul 09/Jun 10 Number of Contributions | Jul 09/Jun 10 YTD Contributions | Jul 08/Jun 09 Contributions |
|-------------------------------------|--|--|------------------------------------|--------------------------------|
| <i>Arizona Region continued</i> | | | | |
| 3031206 | GRUPO PRIMERO LO PRIMERO | 0 | 0.00 | 31.00 |
| 3031204 | MILE HIGH GRATITUDE GROUP (AZ) | 1 | 100.00 | 0.00 |
| 3031402 | MOHAVE COUNTY EAST AREA (AZ) | 0 | 0.00 | 159.00 |
| 3031208 | SAFFORD SURVIVORS GROUP | 0 | 0.00 | 90.00 |
| 3031207 | SPIRITUALLY FIT WOMEN (AZ) | 1 | 35.66 | 0.00 |
| 3031209 | STEP IN TIME | 1 | 100.00 | 0.00 |
| | <i>Arizona Region Total:</i> | 19 | 9,871.54 | 16,331.52 |
| Arkansas Region | | | | |
| 3041601 | ARKANSAS RSC | 2 | 2,986.61 | 5,500.90 |
| 3041402 | CENTRAL ARKANSAS AREA | 5 | 3,228.36 | 2,074.57 |
| 3041205 | CLEAN & SERENE GROUP (AR) | 0 | 0.00 | 213.49 |
| 3041211 | COMMON BOND GROUP (AR) | 2 | 100.00 | 200.00 |
| | INDIVIDUAL MEMBERS | 0 | 0.00 | 200.00 |
| 3041201 | PARAGOULD NA GROUP | 6 | 550.00 | 500.00 |
| 3041203 | RECOVERY IN THE DAYLIGHT | 10 | 642.99 | 330.70 |
| | <i>Arkansas Region Total:</i> | 25 | 7,507.96 | 9,019.66 |
| Australia Region | | | | |
| 3831601 | AUSTRALIAN REGION | 2 | 7,033.00 | 1,114.80 |
| 3831402 | FAR NTH COAST AREA SERV COMM | 1 | 1,000.00 | 0.00 |
| 3831205 | FREEDOM GROUP | 1 | 100.00 | 0.00 |
| 3831401 | SOUTH AUSTRALIAN ASC | 0 | 0.00 | 1,480.00 |
| 3831204 | TOORAK TUESDAY NIGHT | 1 | 450.00 | 0.00 |
| | <i>Australia Region Total:</i> | 5 | 8,583.00 | 2,594.80 |
| Baja-son Region | | | | |
| 3283001 | BAJA - CACHANILLA CONVENTION | 0 | 0.00 | 303.75 |
| 3281601 | BAJA SON REGION | 0 | 0.00 | 50.00 |
| | <i>Baja-son Region Total:</i> | 0 | 0.00 | 353.75 |
| Best Little Region | | | | |
| 3063001 | BEST LITTLE REGION CONVENTION | 0 | 0.00 | 1,136.03 |
| 3061601 | BEST LITTLE REGION RSC | 4 | 2,967.11 | 0.00 |
| 3061208 | NA HOPE GROUP (TX) | 7 | 180.00 | 150.00 |
| 3061203 | NEWCOMERS GROUP (TX) | 1 | 45.00 | 0.00 |
| 3061204 | NOTHING TO FEAR GROUP (TX) | 11 | 318.76 | 26.96 |
| 3061403 | PANHANDLE AREA (TX) | 4 | 86.74 | 128.32 |
| 3061201 | SERENITY GROUP (TX) | 18 | 815.40 | 492.00 |
| 3061401 | UNITY AREA OF WEST TEXAS | 1 | 300.00 | 200.00 |
| | <i>Best Little Region Total:</i> | 46 | 4,713.01 | 2,133.31 |
| Bluegrass-Appalachian Region | | | | |
| 30K1401 | GRASS ROOTS AREA | 2 | 1,500.00 | 250.00 |
| 30K1403 | KENTUCKY SURVIVORS AREA | 4 | 822.28 | 0.00 |
| | <i>Bluegrass-Appalachian Region Total:</i> | 6 | 2,322.28 | 250.00 |
| Brazil Region | | | | |
| 3821402 | ASC INTERIOR PAULISTA | 0 | 0.00 | 76.00 |
| 3821601 | BRAZIL REGION | 1 | 1,200.00 | 0.00 |
| 3821203 | ENCONTREI GROUP | 0 | 0.00 | 96.00 |
| 3821204 | ESPERANCA GROUP | 1 | 91.43 | 100.00 |
| 3821206 | FACA DIFERENTE GROUP | 1 | 115.00 | 0.00 |
| 3821202 | GRUPO JARDINS (BRAZIL) | 1 | 150.00 | 0.00 |



| | | Jul 09/Jun 10 Number of Contributions | Jul 09/Jun 10 YTD Contributions | Jul 08/Jun 09 Contributions |
|-----------------------------------|--|--|------------------------------------|--------------------------------|
| <i>Brazil Region continued</i> | | | | |
| 3821602 | HOW REGION BRAZIL | 4 | 1,580.00 | 0.00 |
| | INDIVIDUAL MEMBERS | 1 | 200.00 | 1,050.00 |
| 3821603 | RIO DE JANIERO REGION | 1 | 432.00 | 0.00 |
| | <i>Brazil Region Total:</i> | 10 | 3,768.43 | 1,322.00 |
| British Columbia Region | | | | |
| 3071223 | ALIVE AND FREE | 1 | 42.83 | 0.00 |
| 3071216 | BASIC TEXT GROUP (BC) | 2 | 64.77 | 68.74 |
| 3071214 | BREAKFAST ON THE STEPS | 9 | 466.58 | 420.15 |
| 3071601 | BRITISH COLUMBIA RSC | 1 | 4,000.00 | 8,000.00 |
| 3071215 | DOOR TO SERENITY | 0 | 0.00 | 20.00 |
| 3071201 | HOPE GROUP (BC) | 0 | 0.00 | 500.00 |
| | INDIVIDUAL MEMBERS | 0 | 0.00 | 150.00 |
| 3071218 | IT WORKS FOR US | 0 | 0.00 | 139.58 |
| 3071206 | JUST AS WE ARE GROUP (BC) | 2 | 160.00 | 150.00 |
| 3071221 | MESSAGES & MIRACLES | 1 | 100.00 | 0.00 |
| 3071204 | NEVER TOO YOUNG GROUP (BC) | 3 | 100.74 | 132.69 |
| 3071217 | NEW WEST NOONERS | 0 | 0.00 | 100.00 |
| 3071220 | PEACE IN THE VALLEY | 4 | 300.00 | 0.00 |
| 3071203 | SATURDAY NIGHT LIVE GROUP (BC) | 0 | 0.00 | 50.00 |
| 3071209 | SOOKE MONDAY NIGHT UNITY | 0 | 0.00 | 260.00 |
| 3071407 | SOUTH OKANAGAN AREA | 1 | 1,000.00 | 0.00 |
| 3071406 | SOUTH VANCOUVER ISLAND (BC) | 6 | 952.58 | 192.73 |
| 3071219 | SUNSHINE RECOVERY GROUP | 1 | 110.00 | 0.00 |
| 3071202 | TUNNEL OF LIGHT GROUP (BC) | 1 | 100.00 | 80.00 |
| | <i>British Columbia Region Total:</i> | 33 | 7,397.50 | 10,263.89 |
| Buckeye Region | | | | |
| 3081601 | BUCKEYE RSC | 1 | 600.00 | 600.00 |
| 3081403 | WESTERN AREA GENERAL SERVICE | 2 | 20.00 | 0.00 |
| 3081401 | WESTERN RESERVE AREA (WRASCNA) | 9 | 490.00 | 110.00 |
| | <i>Buckeye Region Total:</i> | 12 | 1,110.00 | 710.00 |
| California Inland Region | | | | |
| 3801208 | 704 MEETING | 1 | 6.20 | 0.00 |
| 3801601 | CALIFORNIA INLAND RSC | 2 | 1,728.80 | 6,378.13 |
| 3801207 | HOW & WHY GROUP | 6 | 111.00 | 0.00 |
| | INDIVIDUAL MEMBERS | 0 | 0.00 | 5.00 |
| 3801209 | LEAVE NO ADDICT BEHIND | 1 | 20.00 | 0.00 |
| 3801204 | MANIC MONDAY GROUP | 11 | 266.80 | 0.00 |
| 3801402 | MORONGO BASIN AREA | 1 | 25.01 | 0.00 |
| 3801201 | THANK GOD IT'S FRIDAY MEETING | 8 | 215.00 | 0.00 |
| 3601215 | TRADITIONS 101 GROUP | 2 | 132.00 | 48.00 |
| 3801206 | WE CARE MEETING | 2 | 87.93 | 0.00 |
| 3801205 | WEDNESDAY NITE MORONGO | 2 | 380.00 | 0.00 |
| | <i>California Inland Region Total:</i> | 36 | 2,972.74 | 6,431.13 |
| California Midstate Region | | | | |
| 3091601 | CALIFORNIA MID STATE RSC | 1 | 3,252.16 | 11,390.53 |
| 3091401 | FOOTHILL AREA (CA) | 11 | 48.13 | 50.45 |
| | <i>California Midstate Region Total:</i> | 12 | 3,300.29 | 11,440.98 |
| Canadian Atlantic Region | | | | |
| 3401601 | CANADIAN ATLANTIC REGION | 1 | 1,000.00 | 0.00 |
| | <i>Canadian Atlantic Region Total:</i> | 1 | 1,000.00 | 0.00 |



| | | Jul 09/Jun 10 Number of Contributions | Jul 09/Jun 10 YTD Contributions | Jul 08/Jun 09 Contributions |
|--|---|--|------------------------------------|--------------------------------|
| Carolina Region | | | | |
| 3101244 | BACK PORCH GROUP OF NA | 1 | 100.00 | 0.00 |
| 30P1223 | BASIC TEXT EXPRESS (NC) | 1 | 25.00 | 75.00 |
| 30P1401 | CAPITAL AREA (NC) | 2 | 197.83 | 578.36 |
| 3101601 | CAROLINA RSC | 4 | 5,500.00 | 5,000.00 |
| 3101203 | CLEAN AND SERENE | 9 | 530.00 | 0.00 |
| 30P1218 | DRIFTWOOD GROUP (NC) | 0 | 0.00 | 50.00 |
| 3101210 | FLOWERTOWN NA | 4 | 225.30 | 687.60 |
| 3101234 | GATEWAY TO FREEDOM GROUP | 8 | 70.00 | 105.00 |
| 30P1405 | GREATER CHARLOTTE AREA (NC) | 1 | 58.51 | 299.77 |
| 30P1231 | H O W GROUP | 0 | 0.00 | 150.00 |
| | INDIVIDUAL MEMBERS | 0 | -100.00 | 1,100.00 |
| 30P1203 | JUST FOR TODAY GROUP (NC) | 2 | 55.35 | 45.15 |
| 30P1406 | LAKE NORMAN AREA | 2 | 550.00 | 250.00 |
| 3101241 | MIDDLE OF THE ROAD GROUP | 3 | 125.78 | 0.00 |
| 30P1226 | NAPD GROUP (NC) | 10 | 692.84 | 350.00 |
| 3101406 | PORT CITY AREA OF NA | 2 | 71.34 | 163.97 |
| 3101230 | SEEKING SOULUTIONS GROUP | 4 | 103.85 | 0.00 |
| 3101403 | SOUTH COASTAL AREA (SC) | 6 | 82.99 | 107.29 |
| 3101226 | STAY CLEAN GROUP (SC) | 1 | 150.00 | 200.00 |
| 3101401 | SUN CITY AREA (SC) | 3 | 548.15 | 246.73 |
| 30P1211 | WELCOME HOME GROUP (NC) | 0 | 0.00 | 3.00 |
| 3101232 | WORTH THE RIDE GROUP | 1 | 200.00 | 100.00 |
| | <i>Carolina Region Total:</i> | 64 | 9,186.94 | 9,511.87 |
| Central Atlantic Region | | | | |
| 3541601 | CENTRAL ATLANTIC REGION | 2 | 4,607.44 | 2,146.62 |
| 3541203 | IT CAN BE DONE GROUP (VA) | 2 | 20.50 | 42.80 |
| 3541214 | LIFELINE GROUP | 1 | 10.00 | 85.00 |
| 3541407 | NEW DOMINION AREA (NDANA) | 2 | 1,437.69 | 4,014.86 |
| 3541206 | NEW VISION GROUP (VA) | 8 | 160.00 | 210.80 |
| 3541403 | PIEDMONT AREA (VA) | 2 | 650.00 | 1,650.00 |
| 3541217 | ROOM FOR NEW INFORMATION | 1 | 10.00 | 0.00 |
| 3541216 | THE PAIN STOPS HERE | 0 | 0.00 | 35.00 |
| | <i>Central Atlantic Region Total:</i> | 18 | 6,895.63 | 8,185.08 |
| Central California Region | | | | |
| 3111218 | BAYSIDE MORO BAY GROUP | 1 | 30.00 | 0.00 |
| 3111601 | CENTRAL CALIFORNIA RSC | 1 | 2,811.59 | 0.00 |
| 3111401 | CENTRAL COAST AREA (CA) | 12 | 319.96 | 289.93 |
| 3111403 | COUNTY LINE AREA (CA) | 3 | 337.12 | 742.09 |
| 3111214 | DESTINY GROUP LOMPOC | 8 | 137.50 | 0.00 |
| 3111217 | FRIDAY STEP STUDY GROUP (CA) | 7 | 552.75 | 87.12 |
| 3111402 | GOLD COAST AREA (CA) | 6 | 737.41 | 2,021.25 |
| | INDIVIDUAL MEMBERS | 2 | 77.00 | 0.00 |
| 3111404 | KERN COUNTY AREA | 12 | 600.00 | 800.00 |
| 3111204 | NEW ATTITUDES GROUP (CA) | 1 | 69.80 | 350.00 |
| 3111219 | SISTERS IN RECOVERY | 1 | 23.00 | 0.00 |
| 3111203 | STAY IN THE SOLUTION GROUP | 10 | 485.20 | 692.36 |
| | <i>Central California Region Total:</i> | 64 | 6,181.33 | 4,982.75 |
| Chesapeake & Potomac Region | | | | |
| 3121203 | ANOTHER LOOK GROUP (VA) | 3 | 201.20 | 245.00 |
| 3121601 | CHESAPEAKE AND POTOMAC RSC | 4 | 44,342.72 | 31,339.92 |
| | INDIVIDUAL MEMBERS | 2 | 43.00 | 0.00 |
| 3121201 | IT WORKS HOW & WHY GROUP (MD) | 8 | 113.13 | 104.97 |



| | | Jul 09/Jun 10 Number of Contributions | Jul 09/Jun 10 YTD Contributions | Jul 08/Jun 09 Contributions |
|--|---|--|------------------------------------|--------------------------------|
| <i>Chesapeake & Potomoc Region continued</i> | | | | |
| 3121401 | NORTHERN VIRGINIA AREA (NORVA) | 0 | 0.00 | 500.00 |
| 3121207 | PLAN B NA GROUP | 0 | 0.00 | 10.00 |
| | <i>Chesapeake & Potomoc Region Total:</i> | 17 | 44,700.05 | 32,199.89 |
| Chicagoland Region | | | | |
| 3131601 | CHICAGOLAND RSC | 1 | 887.50 | 1,422.33 |
| 3131217 | GOD'S WILL GROUP | 2 | 130.00 | 0.00 |
| | INDIVIDUAL MEMBERS | 0 | 0.00 | 75.00 |
| 3131216 | MEDITATION ON MONDAY | 3 | 194.72 | 46.00 |
| 3131204 | NA HOW GROUP | 3 | 70.00 | 58.00 |
| 3131212 | NIGHT BEFORE CHRISTMAS (IL) | 2 | 41.00 | 61.54 |
| 3131403 | SWANA (IL) | 2 | 23.00 | 350.97 |
| 3131214 | WALK THIS WAY GROUP OF NA | 3 | 187.00 | 0.00 |
| | <i>Chicagoland Region Total:</i> | 17 | 1,533.22 | 2,013.84 |
| Colombia Region | | | | |
| 3141601 | COLOMBIA RSC | 1 | 350.00 | 515.24 |
| 3141212 | GRUPO DESPERTAR | 1 | 15.00 | 0.00 |
| 3141213 | GRUPO EL MENSAJE DE MEDELLIN | 1 | 10.00 | 0.00 |
| 3141202 | GRUPO LA PLAYA | 0 | 0.00 | 22.26 |
| 3141208 | NUEVO AMANECER BOGOTA | 0 | 0.00 | 154.55 |
| | <i>Colombia Region Total:</i> | 3 | 375.00 | 692.05 |
| Colorado Region | | | | |
| 3151228 | AT HOME IN NA | 8 | 157.91 | 26.85 |
| 3151205 | CLEAN & SERENE GROUP (CO) | 4 | 166.61 | 278.39 |
| 3151601 | COLORADO RSC | 4 | 4,791.08 | 5,541.23 |
| 3151231 | CRESTONE GROUP OF NA | 1 | 30.00 | 0.00 |
| 3151215 | GOLDEN GROUP (CO) | 0 | 0.00 | 84.00 |
| | INDIVIDUAL MEMBERS | 7 | 272.50 | 60.00 |
| 3151226 | KEEP IT SERENELY SIMPLE | 2 | 45.00 | 0.00 |
| 3151405 | MILE HIGH AREA (CO) | 4 | 1,315.52 | 456.52 |
| 3151207 | NORTHSIDE YOUNG IN RECOVERY | 0 | 0.00 | 48.00 |
| 3151406 | PPASC (CO) | 0 | 0.00 | 205.13 |
| 3151230 | PRIMARY PURPOSE | 2 | 48.00 | 0.00 |
| 3151227 | SURRENDER & RECOVERY GROUP | 0 | 0.00 | 30.00 |
| 3151203 | TRUE BLUE GROUP (CO) | 12 | 440.93 | 355.53 |
| 3151229 | ULTIMATE WEAPON MEETING | 2 | 39.78 | 0.00 |
| | <i>Colorado Region Total:</i> | 46 | 7,307.33 | 7,085.65 |
| Connecticut Region | | | | |
| 3161601 | CONNECTICUT RSC | 5 | 9,360.32 | 12,737.21 |
| 3163001 | CT REGIONAL CONVENTION COM INC | 1 | 4,374.00 | 0.00 |
| 3161401 | GREATER HARTFORD (GHANA) | 6 | 1,142.01 | 2,775.78 |
| | INDIVIDUAL MEMBERS | 0 | 0.00 | 5.00 |
| 3161211 | MORE GOOD TIMES AHEAD | 0 | 0.00 | 100.00 |
| 3161201 | NO OTHER WAY GROUP (CT) | 0 | 0.00 | 92.00 |
| 3161203 | STEPPIN' THRU IT ALL GROUP | 1 | 55.00 | 35.00 |
| | <i>Connecticut Region Total:</i> | 13 | 14,931.33 | 15,744.99 |
| Costa Rica Region | | | | |
| 3951601 | COSTA RICA REGION | 0 | 0.00 | 350.00 |
| | <i>Costa Rica Region Total:</i> | 0 | 0.00 | 350.00 |



| | | Jul 09/Jun 10 Number of Contributions | Jul 09/Jun 10 YTD Contributions | Jul 08/Jun 09 Contributions |
|--------------------------------|---------------------------------------|--|------------------------------------|--------------------------------|
| Denmark Region | | | | |
| 3171203 | HOW AND WHY GROUP (DANMARK) | 1 | 100.00 | 0.00 |
| | INDIVIDUAL MEMBERS | 1 | 20.00 | 0.00 |
| 3171401 | SYDDANMARK ASC | 0 | 0.00 | 1,690.00 |
| 3171202 | TOGETHER WE CAN (DENMARK) | 1 | 120.00 | 100.00 |
| | <i>Denmark Region Total:</i> | 3 | 240.00 | 1,790.00 |
| Eastern New York Region | | | | |
| 30A1227 | CHANGE IS THE GAME | 0 | 0.00 | 25.00 |
| 30A1208 | CONSPIRACY OF RECOVERY GROUP | 0 | 0.00 | 10.00 |
| 30A1221 | DAYSTAR GROUP | 0 | 0.00 | 201.95 |
| 30A1226 | DAYSTEPPERS NA GROUP | 2 | 27.93 | 198.00 |
| 30A1403 | EASTERN LONG ISLAND AREA | 4 | 562.98 | 0.00 |
| 30A1228 | EL TALLER GROUP | 1 | 30.00 | 0.00 |
| 30A1213 | GRUPO ESPERANZA (NY) | 0 | 0.00 | 50.00 |
| 30A1225 | HOPEFUL IN HICKSVILLE | 4 | 122.85 | 627.00 |
| | INDIVIDUAL MEMBERS | 0 | 0.00 | 100.00 |
| 30A1206 | LIFE AFTER DRUGS GROUP (NY) | 1 | 50.00 | 0.00 |
| 30A1230 | RECOVERY IN THE 80'S | 1 | 30.00 | 0.00 |
| 30A1229 | SURRENDER GROUP | 1 | 40.00 | 0.00 |
| 30A1224 | THE PROGRAM (NY) | 0 | 0.00 | 215.46 |
| 30A1405 | WESTERN QUEENS AREA CONV COMM | 1 | 1,000.00 | 0.00 |
| | <i>Eastern New York Region Total:</i> | 16 | 1,863.76 | 1,427.41 |
| Ecuador Region | | | | |
| 3931601 | ECUADOR REGION | 0 | 0.00 | 127.58 |
| | <i>Ecuador Region Total:</i> | 0 | 0.00 | 127.58 |
| Egypt | | | | |
| 3991606 | EGYPT REGION | 1 | 450.00 | 622.00 |
| | <i>Egypt Total:</i> | 1 | 450.00 | 622.00 |
| Florida Region | | | | |
| 3181203 | A TRAIN TO SOMEWHERE GROUP | 5 | 134.64 | 181.58 |
| 3181226 | CIRCLE OF HOPE MEETING | 0 | 0.00 | 11.12 |
| 3181601 | FLORIDA RSC | 3 | 11,170.06 | 12,212.18 |
| 3181208 | GIVE IT UP GROUP | 7 | 123.74 | 234.06 |
| 3181401 | GREATER ORLANDO AREA | 5 | 2,215.90 | 2,430.52 |
| | INDIVIDUAL MEMBERS | 4 | 50.84 | 40.00 |
| 3181225 | IT WORKS GROUP | 0 | 0.00 | 26.00 |
| 3181232 | JUST FOR THURSDAYS | 1 | 73.00 | 0.00 |
| 3181215 | JUST FOR TODAY GROUP (FL) | 5 | 132.00 | 368.00 |
| 3181206 | KISSIMEE CONNECTION | 1 | 30.45 | 17.31 |
| 3181228 | MIDDLEBURG GROUP | 0 | 0.00 | 30.00 |
| 3181214 | MIRACLES OF FAITH GROUP (FL) | 1 | 36.00 | 0.00 |
| 3181406 | NATURE COAST AREA | 1 | 25.00 | 0.00 |
| 3181209 | NEW BEGINNINGS GROUP (FL) | 0 | 0.00 | 70.00 |
| 3181230 | ORLANDO GAYDAYS ROUNDUP | 1 | 16.50 | 0.00 |
| 3181402 | PALM COAST AREA (FL) | 4 | 2,073.00 | 3,583.54 |
| 3181222 | RECOVERY MATTERS GROUP (FL) | 6 | 177.78 | 352.22 |
| 3181229 | ROAD TO RECOVERY | 1 | 18.50 | 6.20 |
| 3181227 | SATURDAY NA | 2 | 89.37 | 11.92 |
| 3181231 | ST JAMES GROUP (TAMPA FL) | 3 | 105.46 | 0.00 |
| 3181201 | STEPS TO FREEDOM GROUP (FL) | 4 | 288.00 | 259.60 |



| | | Jul 09/Jun 10 Number of Contributions | Jul 09/Jun 10 YTD Contributions | Jul 08/Jun 09 Contributions |
|---------------------------------|---------------------------------|--|------------------------------------|--------------------------------|
| <i>Florida Region continued</i> | | | | |
| 3181405 | TAMPA FUNCOAST ASC | 1 | 2,000.00 | 0.00 |
| 3181213 | UNITED WE STAND GROUP | 1 | 75.00 | 0.00 |
| | <i>Florida Region Total:</i> | 56 | 18,835.24 | 19,834.25 |
| France Region | | | | |
| 3871601 | FRANCE RSC | 2 | 5,155.08 | 9,548.92 |
| | <i>France Region Total:</i> | 2 | 5,155.08 | 9,548.92 |
| Free State Region | | | | |
| 3191202 | CANTON NOON | 0 | 0.00 | 60.00 |
| 3191214 | CLEAN AND SERENE DREAMERS | 0 | 0.00 | 100.00 |
| 3193001 | FREE STATE REGIONAL CONVENTION | 0 | 0.00 | 7,112.20 |
| 3191601 | FREE STATE RSC | 6 | 8,693.80 | 17,822.43 |
| | INDIVIDUAL MEMBERS | 1 | 100.00 | 200.00 |
| 3191201 | STEPPIN AT NOON GROUP | 1 | 200.00 | 400.00 |
| | <i>Free State Region Total:</i> | 8 | 8,993.80 | 25,694.63 |
| Georgia Region | | | | |
| 3201246 | A LITTLE GIRL GROWS UP | 1 | 500.00 | 0.00 |
| 3201241 | A NEW HOPE | 5 | 81.84 | 0.00 |
| 3201238 | A NEW WAY TO LIVE | 3 | 105.00 | 70.00 |
| 3201239 | ABOVE & BEYOND GROUP | 0 | 0.00 | 100.00 |
| 3201224 | BLIND FAITH GROUP (GA) | 11 | 385.67 | 501.62 |
| 3201405 | CENTRAL SAVANNAH RIVER AREA | 0 | 0.00 | 300.00 |
| 3201208 | CLOSE ENCOUNTERS GROUP | 4 | 212.19 | 432.51 |
| 3201212 | DOWNUNDER GROUP (GA) | 0 | 0.00 | 98.44 |
| 3201601 | GEORGIA RSC | 1 | 9,095.54 | 15,917.86 |
| | INDIVIDUAL MEMBERS | 1 | 240.00 | 200.00 |
| 3201206 | INTERNATIONAL CITY GROUP OF NA | 10 | 255.66 | 220.30 |
| 3201231 | IP #2 GROUP OF NA | 7 | 113.64 | 185.54 |
| 3201245 | JUST FOR SUNDAY GROUP | 1 | 501.00 | 0.00 |
| 3201244 | KENNESAW STATE UNIVERSITY NA | 1 | 22.00 | 0.00 |
| 3201243 | KISS MEETING | 1 | 106.03 | 0.00 |
| 3201214 | LIVING FREE GROUP (GA) | 10 | 368.28 | 450.71 |
| 3201236 | MACON MIRACLES GROUP | 0 | 0.00 | 1,001.30 |
| 3201240 | NA VADERS | 3 | 150.00 | 0.00 |
| 3201237 | NEW BEGINNINGS GROUP | 0 | 0.00 | 210.00 |
| 3201228 | NEW BEGINNINGS GROUP (GA) | 0 | 0.00 | 54.98 |
| 3201205 | NEW HORIZON GROUP (GA) | 1 | 22.97 | 115.27 |
| 3201401 | SOUTH ATLANTA AREA (GA) | 1 | 522.00 | 0.00 |
| 3201235 | SPIRITUAL PRINCIPLES | 3 | 306.00 | 97.54 |
| 3201211 | START LIVING GROUP (GA) | 2 | 400.00 | 0.00 |
| 3201216 | STONE COLD RECOVERY (GA) | 2 | 134.92 | 200.00 |
| 3201227 | SURRENDER GROUP (GA) | 7 | 264.51 | 464.11 |
| 3201229 | THE BACKROOM GROUP | 4 | 272.00 | 633.45 |
| 3201221 | THE GETTING OFF GROUP (GA) | 0 | 0.00 | 224.15 |
| 3201242 | ULTIMATE WEAPON GROUP | 3 | 131.19 | 0.00 |
| 3201207 | WARP GROUP | 1 | 180.00 | 0.00 |
| 3201204 | WE DO RECOVER GROUP (GA) | 0 | 0.00 | 75.00 |
| 3201217 | WE SURRENDER GROUP (GA) | 5 | 117.46 | 68.36 |
| 3201213 | WITHOUT PARALLEL GROUP (GA) | 8 | 225.00 | 150.00 |
| | <i>Georgia Region Total:</i> | 96 | 14,712.90 | 21,771.14 |



| | | Jul 09/Jun 10 Number of Contributions | Jul 09/Jun 10 YTD Contributions | Jul 08/Jun 09 Contributions |
|------------------------------------|---|--|------------------------------------|--------------------------------|
| Germanspeaking Region | | | | |
| 3991417 | BERLIN ASC | 1 | 716.64 | 0.00 |
| 3211601 | GERMAN SPEAKING RSC | 1 | 1,736.92 | 708.42 |
| 3211203 | KARLSRUHE TUESDAY GROUP | 1 | 374.64 | 0.00 |
| | <i>Germanspeaking Region Total:</i> | 3 | 2,828.20 | 708.42 |
| Greater Illinois Region | | | | |
| 3221601 | GREATER ILLINOIS RSC | 1 | 815.95 | 3,157.86 |
| 3221401 | ILLINOIS VALLEY AREA (IL) | 1 | 196.65 | 484.90 |
| | INDIVIDUAL MEMBERS | 0 | 0.00 | 85.00 |
| 3221202 | IT WORKS HOW & WHY GROUP (IL) | 0 | 0.00 | 193.34 |
| 3221204 | SERENITY SEEKERS (IL) | 1 | 120.00 | 0.00 |
| | <i>Greater Illinois Region Total:</i> | 3 | 1,132.60 | 3,921.10 |
| Greater New York Region | | | | |
| 3231203 | 2nd ON 2nd GROUP | 1 | 50.00 | 0.00 |
| 3231255 | A GREATER CONSCIOUSNESS | 4 | 90.60 | 0.00 |
| 3231230 | DO WE OR DON'T WE GROUP | 0 | 0.00 | 200.00 |
| 3231601 | GREATER NEW YORK RSC | 4 | 1,645.67 | 600.00 |
| | INDIVIDUAL MEMBERS | 18 | 567.12 | 430.00 |
| 3231261 | MEN DO RECOVERY | 1 | 250.00 | 0.00 |
| 3231403 | NEW YORK CITY AREA | 4 | 3,696.09 | 1,100.00 |
| 3231257 | PRACTICING PRINCIPLES (NY NY) | 6 | 142.00 | 175.00 |
| 3231264 | REAL DEAL GROUP | 1 | 160.00 | 0.00 |
| 3231263 | RECUPERACION FOR TODAY | 1 | 51.51 | 0.00 |
| 3231402 | ROCKLAND AREA | 1 | 500.00 | 0.00 |
| 3231258 | SATURDAY NIGHT STEP UP GROUP | 0 | 0.00 | 250.00 |
| 3231206 | SATURDAY SERENITY GROUP (NY) | 1 | 50.00 | 340.00 |
| 3231262 | STEP YOUR GAME UP | 1 | 50.00 | 0.00 |
| 3461209 | THE ONLY GAME IN TOWN (NY) | 10 | 593.00 | 487.64 |
| 3231260 | WESTSIDE WOMENS GROUP | 1 | 62.50 | 0.00 |
| 3231259 | WHEN AT THE END OF THE ROAD | 0 | 0.00 | 75.00 |
| | <i>Greater New York Region Total:</i> | 54 | 7,908.49 | 3,657.64 |
| Greater Philadelphia Region | | | | |
| 3241401 | DELCO AREA | 7 | 1,543.25 | 1,534.39 |
| 3241207 | EASY DOES IT GROUP | 5 | 550.00 | 125.00 |
| 3241201 | FOLSOM GROUP | 8 | 355.00 | 350.00 |
| 3241601 | GREATER PHILADELPHIA RSC | 0 | 0.00 | 500.00 |
| | INDIVIDUAL MEMBERS | 0 | 0.00 | 99.99 |
| | <i>Greater Philadelphia Region Total:</i> | 20 | 2,448.25 | 2,609.38 |
| Greece Region | | | | |
| 30F1601 | GREECE REGION | 1 | 544.92 | 0.00 |
| | INDIVIDUAL MEMBERS | 5 | 609.00 | 365.00 |
| | <i>Greece Region Total:</i> | 6 | 1,153.92 | 365.00 |
| Hawaii Region | | | | |
| 3251601 | HAWAII RSC | 4 | 1,086.63 | 309.47 |
| | INDIVIDUAL MEMBERS | 0 | 0.00 | 250.00 |
| 3251401 | OAHU AREA (HI) | 9 | 511.81 | 1,409.60 |
| | <i>Hawaii Region Total:</i> | 13 | 1,598.44 | 1,969.07 |
| Indiana Region | | | | |
| 3261406 | CENTRAL INDIANA AREA (CIASC) | 0 | 0.00 | 464.73 |
| 3261401 | CROSS ROADS AREA (IN) | 6 | 496.66 | 539.99 |
| 3261221 | DOUBLE WINNERS HOME GROUP | 5 | 50.00 | 0.00 |



| | | Jul 09/Jun 10 Number of Contributions | Jul 09/Jun 10 YTD Contributions | Jul 08/Jun 09 Contributions |
|---------------------------------|----------------------------------|--|------------------------------------|--------------------------------|
| Indiana Region continued | | | | |
| 3263002 | END OF SUMMER CELEBRATION | 1 | 100.00 | 200.00 |
| 3261220 | FOUNDATION FIRST GROUP | 2 | 65.00 | 110.00 |
| 3263001 | INDIANA REGION CONVENTION | 2 | 16,756.00 | 0.00 |
| 3261601 | INDIANA RSC | 4 | 1,795.69 | 3,595.02 |
| | INDIVIDUAL MEMBERS | 9 | 1,424.00 | 295.00 |
| 3261209 | IT WORKS HOW & WHY GROUP (IN) | 0 | 0.00 | 121.00 |
| 3261408 | MICHIANA AREA SERV CONFERENCE | 2 | 82.20 | 0.00 |
| 3261403 | MID - STATE AREA (IN) | 6 | 437.00 | 762.40 |
| 3261219 | MIRACLES OF RECOVERY (IN) | 4 | 95.00 | 100.00 |
| 3261405 | NORTHEASTERN INDIANA AREA | 3 | 881.73 | 112.89 |
| 3261402 | SOUTH SHORE AREA (IN) | 6 | 3,950.00 | 2,797.00 |
| 3261201 | STARTING OVER GROUP (IN) | 2 | 70.00 | 0.00 |
| 3261212 | TUESDAY NIGHT NA (IN) | 2 | 25.57 | 56.26 |
| | Indiana Region Total: | 54 | 26,228.85 | 9,154.29 |
| Iowa Region | | | | |
| 3271202 | CARROLL CLEAN AND SERENE (IA) | 0 | 0.00 | 300.00 |
| 3271601 | IOWA RSC | 3 | 5,965.00 | 3,564.82 |
| 3271203 | MIRACLES OF RECOVERY (IA) | 1 | 200.00 | 0.00 |
| 3271208 | SACRED HEART MEETING | 1 | 200.00 | 0.00 |
| 3271402 | SIOUXLAND AREA (IA) | 1 | 100.00 | 325.00 |
| | Iowa Region Total: | 6 | 6,465.00 | 4,189.82 |
| Iran Region | | | | |
| 30M1601 | IRAN REGION | 1 | 10,000.00 | 0.00 |
| | Iran Region Total: | 1 | 10,000.00 | 0.00 |
| Ireland Region | | | | |
| 3881601 | IRELAND RSC | 3 | 9,630.00 | 1,350.00 |
| 3881401 | SOUTH EAST AREA IRELAND | 0 | 0.00 | 157.53 |
| | Ireland Region Total: | 3 | 9,630.00 | 1,507.53 |
| Italy Region | | | | |
| 3901202 | ITALIAN LANGUAGE GROUP | 1 | 55.30 | 0.00 |
| 3901601 | ITALY RSC | 1 | 2,676.12 | 0.00 |
| | Italy Region Total: | 2 | 2,731.42 | 0.00 |
| Japan Region | | | | |
| | INDIVIDUAL MEMBERS | 0 | 0.00 | 20.00 |
| 3291601 | JAPAN REGION | 3 | 1,500.00 | 1,500.00 |
| | Japan Region Total: | 3 | 1,500.00 | 1,520.00 |
| Kentuckiana Region | | | | |
| 3301215 | 12 STEPPERS | 0 | 0.00 | 250.00 |
| 3301203 | HOW IT WORKS GROUP (KY) | 1 | 25.00 | 60.00 |
| | INDIVIDUAL MEMBERS | 0 | 0.00 | 25.00 |
| 3301205 | LIVING THE PROGRAM GROUP | 5 | 70.00 | 22.00 |
| 3301216 | SERENE WARRIORS GROUP | 5 | 1,126.00 | 0.00 |
| 3301402 | SOUTH CENTRAL KENTUCKY AREA | 2 | 137.00 | 0.00 |
| | Kentuckiana Region Total: | 13 | 1,358.00 | 357.00 |
| Le Nordet | | | | |
| 3891601 | LE NORDET RSC | 0 | 0.00 | 4,000.00 |
| | Le Nordet Total: | 0 | 0.00 | 4,000.00 |



| | | Jul 09/Jun 10 Number of Contributions | Jul 09/Jun 10 YTD Contributions | Jul 08/Jun 09 Contributions |
|-----------------------------|------------------------------------|--|------------------------------------|--------------------------------|
| Lone Star Region | | | | |
| 3311203 | ANOTHER CHANCE GROUP (TX) | 3 | 127.74 | 304.48 |
| 3311223 | BROADWAY GROUP (TX) | 4 | 91.50 | 224.04 |
| 3311229 | CEDAR CREEK NA | 0 | 0.00 | 115.00 |
| 3311401 | DALLAS AREA | 3 | 2,950.00 | 0.00 |
| 3311226 | DOWNTOWN GROUP (TX) | 0 | 0.00 | 220.00 |
| 3311220 | FORT WORTH 24 HOUR NA GROUP | 1 | 296.33 | 0.00 |
| 3311403 | FORT WORTH AREA | 11 | 1,529.22 | 0.00 |
| 3311233 | FULL CIRCLE | 3 | 38.00 | 0.00 |
| | INDIVIDUAL MEMBERS | 1 | 50.00 | 0.00 |
| 3311235 | IRVING GROUP OF NA | 4 | 84.09 | 0.00 |
| 3311207 | JUST FOR TODAY GROUP (TX) | 1 | 50.00 | 50.00 |
| 3311212 | LAST HOUSE ON THE BLOCK (TX) | 9 | 180.94 | 186.23 |
| 3311208 | LIVING RECOVERY GROUP (TX) | 2 | 19.12 | 90.35 |
| 3311601 | LONE STAR RSC | 7 | 4,215.08 | 4,000.00 |
| 3311211 | NORTHSIDE NA GROUP (TX) | 10 | 1,607.96 | 775.21 |
| 3311231 | NWE LIFE FELLOWSHIP NA | 0 | 0.00 | 38.06 |
| 3311213 | OKLATEX NA | 5 | 400.00 | 0.00 |
| 3311215 | RECOVERY NORTH GROUP (TX) | 0 | 0.00 | 45.00 |
| 3311406 | ROSE CITY AREA NA | 0 | 0.00 | 75.00 |
| 3311232 | STEP ONE GROUP | 1 | 300.00 | 0.00 |
| 3311234 | STONEWALL GROUP OF NA | 3 | 70.00 | 0.00 |
| 3311230 | SURRENDER GROUP | 3 | 88.98 | 147.94 |
| 3313002 | TEXAS NA UNITY CONVENTION SPEC | 1 | 437.50 | 0.00 |
| 3311216 | TOWN EAST GROUP NA | 1 | 47.42 | 0.00 |
| | <i>Lone Star Region Total:</i> | 73 | 12,583.88 | 6,271.31 |
| Louisiana Region | | | | |
| 3321402 | NORTHSHORE AREA SERVICE COMM | 1 | 112.41 | 0.00 |
| | <i>Louisiana Region Total:</i> | 1 | 112.41 | 0.00 |
| Malta region | | | | |
| 3991603 | MALTA REGION | 1 | 100.00 | 0.00 |
| | <i>Malta region Total:</i> | 1 | 100.00 | 0.00 |
| Metro Detroit Region | | | | |
| | INDIVIDUAL MEMBERS | 0 | 0.00 | 1,050.00 |
| 3781601 | METRO DETROIT RSC | 17 | 5,400.00 | 1,500.00 |
| 3781403 | MONROE COUNTY AREA (MI) | 11 | 525.00 | 700.00 |
| 3781404 | OAKLAND COUNTY AREA SERVICE | 0 | 0.00 | 450.01 |
| 3781206 | SUNDOWN SERENITY | 1 | 50.00 | 0.00 |
| 3781401 | WW/MC AREA | 4 | 639.22 | 1,681.07 |
| | <i>Metro Detroit Region Total:</i> | 33 | 6,614.22 | 5,381.08 |
| Mexico Region | | | | |
| 3771209 | GRUPO RECUPERACION | 0 | 0.00 | 5.00 |
| | <i>Mexico Region Total:</i> | 0 | 0.00 | 5.00 |
| Michigan Region | | | | |
| 3331402 | CAPITAL AREA (MI) | 2 | 82.08 | 0.00 |
| 3331233 | GET REAL GROUP | 3 | 85.00 | 0.00 |
| 3331401 | GREATER GRAND RAPIDS AREA | 3 | 336.22 | 356.40 |
| 3331207 | HEAVENLY EXPRESS GROUP (MI) | 4 | 80.00 | 56.00 |
| 3331232 | HOUGHTON WEDNESDAY NIGHT | 1 | 50.00 | 0.00 |
| 3331229 | HOW & WHY GROUP | 0 | 0.00 | 15.00 |



| | | Jul 09/Jun 10 Number of Contributions | Jul 09/Jun 10 YTD Contributions | Jul 08/Jun 09 Contributions |
|----------------------------------|-----------------------------------|--|------------------------------------|--------------------------------|
| Michigan Region continued | | | | |
| | INDIVIDUAL MEMBERS | 3 | 1,630.00 | 160.00 |
| 3331235 | IT WORKS HOW AND WHY | 1 | 84.00 | 0.00 |
| 3331211 | JUST FOR TODAY GROUP (MI) | 1 | 5.00 | 25.00 |
| 3331406 | LIVINGSTON COUNTY AREA | 2 | 76.16 | 0.00 |
| 3331228 | LONER GROUP | 0 | 0.00 | 92.00 |
| 3331601 | MICHIGAN RSC | 3 | 988.40 | 1,421.29 |
| 3331204 | NATURAL LIFE GROUP | 3 | 270.00 | 265.00 |
| 3331234 | NEW WAY TO LIVE | 2 | 30.00 | 0.00 |
| 3331404 | SAGINAW BAY AREA | 0 | 0.00 | 125.00 |
| 3331230 | SEARCH FOR SERENITY GROUP | 0 | 0.00 | 25.00 |
| 3331231 | SPIRITUAL SOLUTIONS GROUP | 5 | 87.00 | 0.00 |
| 3331226 | TODAY'S REALITY GROUP | 1 | 346.00 | 0.00 |
| 3331405 | TRI - CITY AREA (MI) | 1 | 50.00 | 100.00 |
| 3331408 | UPASCNA | 1 | 50.00 | 0.00 |
| | Michigan Region Total: | 36 | 4,249.86 | 2,640.69 |
| Mid America Region | | | | |
| 3341219 | FLYING FREE GROUP (KS) | 1 | 300.00 | 250.00 |
| 3341201 | GIFT OF LIFE GROUP (KS) | 0 | 0.00 | 52.00 |
| 3341402 | JUST FOR TODAY AREA (KS) | 0 | 0.00 | 50.00 |
| 3341203 | JUST FOR TODAY GROUP (KS) | 3 | 325.00 | 50.00 |
| 3341601 | MID - AMERICA RSC | 2 | 890.83 | 1,584.95 |
| 3341222 | NEW HOPE GROUP (MO) | 1 | 4.20 | 10.00 |
| 3341217 | RECOVERY FIRST GROUP (KS) | 1 | 168.45 | 156.52 |
| 3341404 | UNITY NA AREA (KS) | 0 | 0.00 | 300.00 |
| | Mid America Region Total: | 8 | 1,688.48 | 2,453.47 |
| Mid Atlantic Region | | | | |
| 3351405 | CHESTER COUNTY AREA OF NA | 3 | 324.53 | 218.59 |
| 3351207 | CLEAN & SERENE GROUP (PA) | 1 | 10.00 | 0.00 |
| 3351202 | HOW GROUP (PA) | 1 | 450.00 | 450.00 |
| 3351601 | MID - ATLANTIC RSC | 0 | 0.00 | 6,533.69 |
| 3351209 | NEVER ALONE FARMVILLE GROUP | 1 | 100.00 | 0.00 |
| 3351404 | POCONO MOUNTAINS AREA (PA) | 1 | 50.00 | 0.00 |
| 3351208 | WEN & FRIDAY DAILY REPRIEVE | 0 | 0.00 | 95.00 |
| | Mid Atlantic Region Total: | 7 | 934.53 | 7,297.28 |
| Minnesota Region | | | | |
| 3361201 | COOP GROUP (MN) | 1 | 31.00 | 68.50 |
| | INDIVIDUAL MEMBERS | 0 | 0.00 | 60.00 |
| 3361209 | LESBIAN & GAY NA GROUP | 1 | 6.00 | 0.00 |
| 3361601 | MINNESOTA RSC | 1 | 2,500.00 | 20,000.00 |
| 3361401 | OPEN DOOR AREA | 0 | 0.00 | 123.24 |
| 3361405 | VISION OF HOPE AREA OF NA | 4 | 283.91 | 161.00 |
| | Minnesota Region Total: | 7 | 2,820.91 | 20,412.74 |
| Mississippi Region | | | | |
| 3921214 | FOGLIFTERS NA | 3 | 15.00 | 0.00 |
| 3921403 | GCANA | 1 | 2,388.79 | 0.00 |
| 3921201 | JUST FOR TODAY GROUP (MS) | 2 | 200.00 | 500.00 |
| 3921401 | MISSISSIPPI DELTA AREA (MDANA) | 2 | 230.00 | 0.00 |
| 3921601 | MISSISSIPPI REGION | 1 | 450.00 | 0.00 |
| 3921213 | OUR PRIMARY PURPOSE | 0 | 0.00 | 10.00 |
| 3921215 | WE DO RECOVER | 1 | 21.87 | 0.00 |
| | Mississippi Region Total: | 10 | 3,305.66 | 510.00 |



| | | Jul 09/Jun 10 Number of Contributions | Jul 09/Jun 10 YTD Contributions | Jul 08/Jun 09 Contributions |
|-------------------------------|--------------------------------------|--|------------------------------------|--------------------------------|
| Montana Region | | | | |
| 3371401 | AREA 7 | 0 | 0.00 | 200.00 |
| 3371207 | CANDLELIGHT GROUP | 0 | 0.00 | 25.00 |
| 3371208 | END OF THE ROAD GROUP | 1 | 60.00 | 0.00 |
| 3371201 | FREEDOM GROUP (MT) | 1 | 35.00 | 0.00 |
| 3371601 | MONTANA RSC | 2 | 1,224.62 | 1,613.22 |
| 3371206 | NEVER ALONE GROUP | 6 | 278.53 | 100.00 |
| 3371209 | TWELVE BY TWELVE GROUP | 1 | 107.43 | 0.00 |
| | <i>Montana Region Total:</i> | 11 | 1,705.58 | 1,938.22 |
| Mountain Valley Region | | | | |
| 3381404 | BERKSHIRE COUNTY AREA (MA) | 8 | 614.29 | 1,351.41 |
| 3381403 | WESTERN MASSACHUSETTS AREA | 4 | 1,284.22 | 3,619.22 |
| | <i>Mountain Valley Region Total:</i> | 12 | 1,898.51 | 4,970.63 |
| Mountaineer Region | | | | |
| 3391201 | ANOTHER WAY GROUP (WV) | 2 | 46.00 | 78.00 |
| 3391403 | GREATER THAN OURSELVES ASC | 1 | 300.00 | 0.00 |
| 3391601 | MOUNTAINEER RSC | 2 | 2,000.00 | 2,200.00 |
| 3391402 | WHEELING AREA OF NA (WASCNA) | 1 | 300.00 | 0.00 |
| | <i>Mountaineer Region Total:</i> | 6 | 2,646.00 | 2,278.00 |
| Nebraska Region | | | | |
| 3411222 | AURORA STEP TAKERS | 1 | 120.00 | 0.00 |
| 3411218 | CLEAN AND SERENE GROUP | 0 | 0.00 | 300.00 |
| 3411217 | EASY RIDER GROUP | 1 | 75.00 | 75.00 |
| 3411404 | ELKHORN VALLEY AREA | 13 | 332.12 | 306.65 |
| 3411405 | FREMONT AREA SERVICE COMM | 1 | 30.00 | 0.00 |
| 3411208 | HAPPY HAVELOCK GROUP | 0 | 0.00 | 143.00 |
| 3411219 | HUG UP GROUP | 1 | 10.00 | 157.78 |
| | INDIVIDUAL MEMBERS | 1 | 25.00 | -10.00 |
| 3411601 | NEBRASKA REGION | 1 | 575.13 | 3,853.84 |
| 3411221 | POINT OF FREEDOM GROUP | 1 | 52.00 | 45.00 |
| 3411220 | SCHOOL OF RECOVERY | 0 | 0.00 | 81.00 |
| | <i>Nebraska Region Total:</i> | 20 | 1,219.25 | 4,952.27 |
| New England Region | | | | |
| 3421405 | GREATER PROVIDENCE AREA | 0 | 0.00 | 2,500.00 |
| 3421221 | IN SEARCH OF HIGHER POWER | 1 | 78.81 | 0.00 |
| | INDIVIDUAL MEMBERS | 3 | 102.03 | 0.00 |
| 3421205 | JUST FOR TODAY GROUP (MA) | 3 | 455.58 | 0.00 |
| 3421401 | MARTHA'S VINEYARD AREA (MA) | 0 | 0.00 | 2,000.00 |
| 3421601 | NEW ENGLAND RSC | 1 | 409.37 | 44,858.14 |
| 3421220 | ROOM TO GROW | 0 | 0.00 | 35.22 |
| 3421217 | ROUND TABLE OF RECOVERY | 0 | 0.00 | 39.38 |
| 3421202 | WATERTOWN MEN'S GROUP (MA) | 1 | 117.86 | 125.00 |
| 3421218 | WOMEN ON THE WEEKENDS (WOW) | 0 | 0.00 | 151.65 |
| | <i>New England Region Total:</i> | 10 | 1,163.65 | 49,709.39 |
| New Jersey Region | | | | |
| 3431401 | BURLINGTON COUNTY AREA | 1 | 156.57 | 628.68 |
| 3431406 | CAPITAL AREA SERVICE COMMITTEE | 1 | 800.00 | 0.00 |



| | | Jul 09/Jun 10 Number of Contributions | Jul 09/Jun 10 YTD Contributions | Jul 08/Jun 09 Contributions |
|------------------------------------|---|--|------------------------------------|--------------------------------|
| <i>New Jersey Region continued</i> | | | | |
| 3431405 | GREATER CAMDEN AREA OF NA | 0 | 0.00 | 50.00 |
| | INDIVIDUAL MEMBERS | 2 | 330.00 | 420.00 |
| 3431207 | NEW BEGINNING GROUP (NJ) | 0 | 0.00 | 26.00 |
| 3431601 | NEW JERSEY RSC | 4 | 3,500.00 | 12,200.00 |
| | <i>New Jersey Region Total:</i> | 8 | 4,786.57 | 13,324.68 |
| North Carolina Region | | | | |
| 30P1233 | BURNSVILLE BACK ROOM | 0 | 0.00 | 13.00 |
| 30P1230 | CLEAN FREEDOM GROUP | 0 | 0.00 | 50.00 |
| | INDIVIDUAL MEMBERS | 1 | 30.00 | 2,025.00 |
| 30P1229 | LINKS TO FREEDOM GROUP | 1 | 200.00 | 175.00 |
| 30P1234 | NO BUTTS ABOUT IT | 8 | 183.00 | 0.00 |
| 30P1601 | NORTH CAROLINA RSC | 1 | 1,000.00 | 0.00 |
| 30P1232 | OUT OF BONDAGE | 0 | 0.00 | 200.00 |
| 30P1235 | VISION OF HOPE | 4 | 301.00 | 0.00 |
| | <i>North Carolina Region Total:</i> | 15 | 1,714.00 | 2,463.00 |
| Northeast Atlantic Region | | | | |
| 3401204 | GREATWAY TO FREEDOM | 2 | 82.90 | 0.00 |
| 3401208 | LIBERATION GROUP | 1 | 20.00 | 0.00 |
| 3401202 | NEVER ALONE | 1 | 20.00 | 0.00 |
| 3401207 | STRENGTH IN NUMBERS | 1 | 20.00 | 0.00 |
| 3401201 | THE FOUNDATION GROUP (NS) | 0 | 0.00 | 127.00 |
| | <i>Northeast Atlantic Region Total:</i> | 5 | 142.90 | 127.00 |
| Northeast Region (NERF) | | | | |
| 30B1601 | NORTHEAST REGION (NERF) | 1 | 220.00 | 0.00 |
| | <i>Northeast Region (NERF) Total:</i> | 1 | 220.00 | 0.00 |
| Northern California Region | | | | |
| 3441228 | ALCOHOL IS A DRUG GROUP | 1 | 7.50 | 59.50 |
| 3441234 | BACK TO BASICS GROUP (CA) | 0 | 0.00 | 29.03 |
| 3441277 | BECAUSE WE CARE MEETING | 2 | 60.00 | 0.00 |
| 3441278 | BELMONT HILLS GROUP | 1 | 15.00 | 0.00 |
| 3441265 | CAMDEN HOME GROUP | 0 | 0.00 | 300.00 |
| 3441411 | CENTRAL SIERRA AREA | 1 | 250.00 | 0.00 |
| 3441403 | CONTRA COSTA AREA | 8 | 653.75 | 2,809.91 |
| 3441266 | CONTRA COSTA WOMEN OF NA | 0 | 0.00 | 200.00 |
| 3441246 | CREST GROUP | 1 | 20.00 | 0.00 |
| 3441275 | EARLY SERENITY GROUP | 3 | 183.41 | 0.00 |
| 3441405 | EAST BAY NORTH AREA | 0 | 0.00 | 30.00 |
| 3441205 | ECHOING IN RECOVERY (CA) | 1 | 129.46 | 0.00 |
| 3441272 | ELK GROVE HOME GROUP | 11 | 505.44 | 0.00 |
| 3441203 | FREE AT LAST GROUP (CA) | 6 | 116.50 | 40.00 |
| 3441282 | FRIDAY NIGHT WE DO RECOVER | 2 | 70.00 | 0.00 |
| 3441264 | GOOD MORNING GROUP | 6 | 322.57 | 391.87 |
| 3441241 | GRAB BAG GROUP (CA) | 1 | 16.60 | 0.00 |
| 3441402 | GREATER SAN JOSE AREA | 5 | 9,222.19 | 7,771.08 |
| 3441410 | HUMBOLDT - DEL NORTE AREA (HD) | 2 | 20.00 | 100.00 |
| | INDIVIDUAL MEMBERS | 4 | 315.00 | 424.54 |
| 3441247 | JUST FOR TODAY GROUP (CA) | 2 | 14.05 | 8.00 |
| 3441283 | JUST FOR TODAY NOON GROUP | 1 | 20.00 | 0.00 |
| 3441279 | MEN'S EARLY SERENITY MEETING | 1 | 24.35 | 0.00 |
| 3441407 | MISSION PEAK ASC (MPASC) | 6 | 2,132.32 | 0.00 |
| 3441406 | MONTEREY COUNTY AREA (CA) | 9 | 450.00 | 0.00 |



| | | Jul 09/Jun 10 Number of Contributions | Jul 09/Jun 10 YTD Contributions | Jul 08/Jun 09 Contributions |
|---|--------------------------------------|--|------------------------------------|--------------------------------|
| <i>Northern California Region continued</i> | | | | |
| 3441223 | NA "FUCKNO" | 0 | 0.00 | 102.00 |
| 3443001 | NAPA/SOLANO WOMEN'S RETREAT | 0 | 0.00 | 250.00 |
| 3441601 | NORTHERN CALIFORNIA RSC | 10 | 8,514.46 | 80,128.82 |
| 3441202 | OPEN ARMS GROUP (CA) | 4 | 73.40 | 0.00 |
| 3441227 | ORLAND MUSTARD SEED GROUP | 10 | 193.50 | 183.90 |
| 3441260 | PARADISE MONDAY NIGHT (CA) | 1 | 27.00 | 0.00 |
| 3441251 | POINT OF FREEDOM GROUP | 0 | 0.00 | 340.00 |
| 3441250 | RECOVERY ROCKS GROUP (CA) | 1 | 5.00 | 10.00 |
| 3441401 | SAN FRANCISCO AREA | 8 | 400.00 | 1,500.00 |
| 3441256 | SATURDAY NITE SUBSTITUTE GROUP | 1 | 182.00 | 122.00 |
| 3441274 | SERENITY IN TRINITY | 6 | 63.00 | 0.00 |
| 3441269 | SEX IN RECOVERY | 0 | 0.00 | 20.00 |
| 3441271 | SPIRITUAL FIX GROUP | 0 | 0.00 | 6.00 |
| 3441273 | SPIRITUAL REALITY | 2 | 10.00 | 0.00 |
| 3441276 | STEPPING FEARLESSLY GROUP | 3 | 66.00 | 0.00 |
| 3441268 | SUNDAY NOON MEETING | 0 | 0.00 | 32.00 |
| 3441280 | SUNDAY PUNCH GROUP | 2 | 44.00 | 0.00 |
| 3441267 | TOGETHER WE CAN | 0 | 0.00 | 98.00 |
| 3441270 | UNIDOS CON FE | 0 | 0.00 | 20.00 |
| 3441281 | WELCOME HOME GROUP | 1 | 6.06 | 0.00 |
| 3441220 | WEST PORTAL FRIDAY NIGHT (CA) | 1 | 25.00 | 0.00 |
| 3441252 | WILLOW GLEN GROUP | 10 | 1,069.66 | 1,301.45 |
| | <i>No. California Region Total:</i> | 134 | 25,227.22 | 96,278.10 |
| Northern New England Region | | | | |
| 3381207 | DESIGN FOR LIVING | 4 | 136.24 | 164.01 |
| 3451201 | FREE AT LAST GROUP (ME) | 1 | 10.00 | 0.00 |
| | INDIVIDUAL MEMBERS | 2 | 39.76 | 0.00 |
| 3451214 | IT JUST GETS BETTER | 2 | 34.35 | 0.00 |
| 3451215 | IT WORKS HOW & WHY (SECO ME) | 1 | 15.00 | 0.00 |
| 3381208 | MIRACLES CAN HAPPEN | 1 | 50.00 | 0.00 |
| 3451213 | MONDAY NIGHT CANDLELIGHT | 0 | 0.00 | 3.00 |
| 3381206 | MOST POWERFUL VEHICLE GROUP | 0 | 0.00 | 7.00 |
| 3451601 | NORTHERN NEW ENGLAND RSC | 4 | 3,363.70 | 254.00 |
| 3381209 | STAYING CLEAN GROUP | 1 | 30.00 | 0.00 |
| 3451207 | VISION OF HOPE GROUP (NH) | 2 | 89.00 | 76.00 |
| 3451202 | WATERVILLE FIVE & DIME GROUP | 0 | 0.00 | 131.98 |
| | <i>No. New England Region Total:</i> | 18 | 3,768.05 | 635.99 |
| Northern New Jersey Region | | | | |
| 3461402 | BERGEN AREA (NJ) | 1 | 2,000.00 | 0.00 |
| 3431403 | FREEDOM THROUGH UNITY AREA | 5 | 183.52 | 910.74 |
| 3461210 | FRIDAY FREEDOM GROUP | 0 | 0.00 | 265.00 |
| 3461407 | GREATER PLAINFIELD AREA | 0 | 0.00 | -502.58 |
| 3461211 | HOPE GROUP | 1 | 24.00 | 0.00 |
| | INDIVIDUAL MEMBERS | 7 | 351.00 | 0.00 |
| 3461214 | MORE WILL BE REVEALED | 2 | 95.00 | 0.00 |
| 3461601 | NORTHERN NEW JERSEY RSC | 6 | 600.00 | 300.00 |
| 3461401 | NORTHWEST NEW JERSEY AREA | 2 | 162.84 | 300.00 |
| 3461212 | PASSAIC COUNTY AREA SERVICE | 1 | 350.00 | 0.00 |
| 3461213 | WEST MILFORD FRIDAY NIGHT | 2 | 180.01 | 0.00 |
| 3461202 | WHAT'S IN A NAME GROUP (NJ) | 1 | 33.00 | 0.00 |
| | <i>No. New Jersey Region Total:</i> | 28 | 3,979.37 | 1,273.16 |



| | | Jul 09/Jun 10 Number of Contributions | Jul 09/Jun 10 YTD Contributions | Jul 08/Jun 09 Contributions |
|---------------------------------|--|--|------------------------------------|--------------------------------|
| Northern New York Region | | | | |
| 3471223 | GOOD STUFF BACK TO BASICS | 0 | 0.00 | 109.00 |
| 3471224 | I JUST DON'T KNOW GROUP | 1 | 92.00 | 0.00 |
| | INDIVIDUAL MEMBERS | 1 | 10.00 | 50.00 |
| 3471601 | NORTHERN NEW YORK RSC | 6 | 363.61 | 362.65 |
| | <i>Northern New York Region Total:</i> | 8 | 465.61 | 521.65 |
| Norway Region | | | | |
| | INDIVIDUAL MEMBERS | 0 | 0.00 | 100.00 |
| 3971601 | NORWAY REGION | 0 | 0.00 | 13,965.83 |
| | <i>Norway Region Total:</i> | 0 | 0.00 | 14,065.83 |
| Ohio Region | | | | |
| 3481202 | FREE TODAY GROUP (OH) | 3 | 30.00 | 70.00 |
| 3481401 | GREATER CINCINNATI AREA | 2 | 127.00 | 218.00 |
| | INDIVIDUAL MEMBERS | 1 | 100.00 | 250.00 |
| 3481402 | LAKE ERIE GENERAL SERVICES | 1 | 500.00 | 0.00 |
| 3481227 | LATERAL GROUP (OH) | 1 | 50.00 | 250.00 |
| 3481239 | MIRACLES GROUP (OHIO) | 0 | 0.00 | 15.00 |
| 3481236 | NEW ALIVE GROUP (OH) | 0 | 0.00 | 369.00 |
| 3481237 | NORTH HILL NA RECOVERY | 2 | 25.00 | 0.00 |
| 3481601 | OHIO RSC (ORSCNA) | 4 | 1,789.65 | 3,334.94 |
| 3481240 | SERENITY DOWN SOUTH | 5 | 137.92 | 40.00 |
| 3481238 | SUNDAY IP MEETING | 1 | 99.00 | 115.50 |
| 3481215 | WEST SIDE STORY GROUP | 6 | 405.50 | 335.00 |
| 3481241 | WINNERS GROUP | 5 | 349.67 | 0.00 |
| | <i>Ohio Region Total:</i> | 31 | 3,613.74 | 4,997.44 |
| Oklahoma Region | | | | |
| 3491204 | A SIMPLE WAY GROUP (OK) | 0 | 0.00 | 400.00 |
| 3491226 | BROKEN ARROW SERENITY SEEKERS | 9 | 81.51 | 430.00 |
| 3491225 | GUTHRIE STEP UP GROUP | 2 | 50.00 | 90.00 |
| 3491205 | HUMP DAY GROUP (OK) | 1 | 81.20 | 142.68 |
| | INDIVIDUAL MEMBERS | 12 | 600.00 | 600.00 |
| 3491227 | KRAZY BUT KLEAN GROUP OF NA | 0 | 0.00 | 40.00 |
| 3491230 | NEW GROUP | 1 | 3.20 | 0.00 |
| 3491221 | NO GRASS GROUP (OK) | 2 | 255.55 | 66.69 |
| 3491203 | NOONTIME CONNECTION GROUP | 0 | 0.00 | 200.00 |
| 3491213 | NORTHSIDE STROLL GROUP | 4 | 340.00 | 180.00 |
| 3491601 | OKLAHOMA RSC | 1 | 3,000.00 | 6,000.00 |
| 3491229 | OUTLAWS IN RECOVERY | 2 | 71.42 | 0.00 |
| 3491207 | PEACE OF MIND GROUP (OK) | 2 | 23.60 | 90.00 |
| 3491209 | SATURDAY NIGHT LIGHT GROUP | 1 | 100.00 | 200.00 |
| 3491212 | STEPPIN' OUT GROUP | 0 | 0.00 | 111.47 |
| 3491228 | TULSA SECOND CHANCE OF NA | 2 | 20.00 | 0.00 |
| 3491403 | WESTERN AREA (OK) | 2 | 341.74 | 650.00 |
| | <i>Oklahoma Region Total:</i> | 41 | 4,968.22 | 9,200.84 |
| Ontario Region | | | | |
| 3501212 | FREEDOM GROUP (ON) | 1 | 50.00 | 109.00 |
| 3501217 | NEVER ALONE GROUP | 1 | 55.44 | 0.00 |
| 3501601 | ONTARIO RSC | 1 | 7,000.00 | 0.00 |
| 3501404 | OTTAWA AREA | 3 | 1,344.68 | 1,751.75 |
| 3501216 | SEVERN TIES | 1 | 60.00 | 0.00 |
| 3501402 | TORONTO AREA SERVICE COMMITTEE | 1 | 1,034.56 | 2,200.00 |
| | <i>Ontario Region Total:</i> | 8 | 9,544.68 | 4,060.75 |



| | | Jul 09/Jun 10 Number of Contributions | Jul 09/Jun 10 YTD Contributions | Jul 08/Jun 09 Contributions |
|---|--------------------------------|--|------------------------------------|--------------------------------|
| Other Forums, Areas, Groups | | | | |
| 3991415 | BRUSSELS ASC | 1 | 294.72 | 634.36 |
| 3997003 | CANADIAN ASSEMBLY (CANA) | 2 | 30,000.00 | 10,000.00 |
| 3993003 | CIRCLE OF SISTERS | 0 | 0.00 | 19,052.43 |
| 3993006 | CONVENCION LATINA DEL SUR | 1 | 250.00 | 500.00 |
| 3991410 | EGYPT AREA | 0 | 0.00 | 375.00 |
| 3991226 | ENGLISH MEETING | 0 | 0.00 | 77.99 |
| 3997002 | EUROPEAN DELEGATES/EDM | 0 | 0.00 | 321.00 |
| 3991228 | FELICITY NA GROUP | 1 | 100.00 | 0.00 |
| 3991402 | FRENCH SPEAKING - SWITZERLAND | 0 | 0.00 | 201.54 |
| 3991008 | GAUER, OLIVER | 0 | 0.00 | 16.85 |
| 3991414 | GERMAN SOUTH ASC/ NAGKS e.V | 1 | 244.62 | 146.69 |
| 3991411 | GIBRALTAR GROUP | 1 | 549.09 | 0.00 |
| 3991223 | JOURNEY CONTINUES GROUP | 1 | 104.97 | 118.58 |
| 3991202 | JUST FOR TODAY (GUYANA) | 0 | 0.00 | 50.00 |
| 3991416 | KOBENHAVN ASC | 0 | 0.00 | 1,978.44 |
| 3997008 | LATIN AMERICA ZONAL FORUM | 1 | 500.00 | 0.00 |
| 3991412 | LITHUANIA AREA | 0 | 0.00 | 500.00 |
| 3997006 | MIDWEST ZONAL FORUM | 1 | 188.75 | 396.53 |
| 3993007 | MIRACLE OF WOMEN CONFERENCE | 2 | 400.00 | 0.00 |
| 3991408 | NETHERLANDS AREA | 0 | 0.00 | 6,343.57 |
| 3991009 | NG CHOO TIM | 1 | 211.89 | 0.00 |
| 3991607 | OCCIDENTE REGION MEXICO | 1 | 650.00 | 0.00 |
| 3993001 | PACIFIC NORTHWEST CONVENTION | 1 | 2,764.12 | 0.00 |
| 3997001 | SOUTHERN ZONAL FORUM | 1 | 1,520.54 | 600.00 |
| 3993002 | TEXAS STATE CONVENTION OF NA | 1 | 543.82 | 709.51 |
| 3991227 | THE HOT ROD MEETING | 0 | 0.00 | 25.00 |
| 3992002 | WORLD CONVENTION UNITY DAY | 1 | 24,372.24 | 0.00 |
| 3993005 | WORLD WIDE WORKSHOPS | 1 | 511.79 | 429.00 |
| 3991211 | ZANDAGE NOW GROUP (BAHRAIN) | 1 | 105.72 | 0.00 |
| Other Forums, Areas, Groups Total: | | 20 | 63,312.27 | 42,476.49 |
| Pacific Cascade Region | | | | |
| 3511406 | CENTRAL OREGON HIGH DESERT ASC | 4 | 200.00 | 50.00 |
| 3513001 | EUGENE AREA ACTIVITIES | 0 | 0.00 | 345.00 |
| 3511203 | FIRESIDE MEN'S STEP STUDY | 0 | 0.00 | 104.62 |
| 3511222 | FREEDOM IN THE FLATS | 0 | 0.00 | 25.00 |
| 3511216 | HAROLD STREET BLUES | 4 | 255.00 | 100.00 |
| 3511202 | HOLE IN THE WALL GROUP (OR) | 1 | 100.00 | 100.00 |
| 3511223 | IN THE MEMORY GROUP | 0 | 0.00 | 42.00 |
| | INDIVIDUAL MEMBERS | 1 | 100.00 | 100.00 |
| 3511217 | LA GRANDE NA BURNING DESIRES | 1 | 117.66 | 219.00 |
| 3511407 | LINN-BENTON-LINCOLN AREA (OR) | 4 | 833.89 | 50.00 |
| 3511225 | LONA | 3 | 99.80 | 0.00 |
| 3511227 | NO MATTER WHAT/WOODLAND | 1 | 62.00 | 0.00 |
| 3511219 | ONE PROMISE MANY GIFTS | 0 | 0.00 | 24.00 |
| 3513004 | PACIFIC CASCADE CONVENTION | 0 | 0.00 | 2,798.16 |
| 3511601 | PACIFIC CASCADE RSC | 12 | 11,172.02 | 6,057.32 |
| 3511224 | RENEGADE GROUP | 0 | 0.00 | 100.00 |
| 3511205 | RUSH HOUR GROUP (OR) | 0 | 0.00 | 81.50 |
| 3511213 | TOGETHER WE CAN GROUP (OR) | 1 | 60.00 | 70.00 |
| 3511404 | TUALATIN VALLEY AREA | 1 | 300.00 | 2,465.50 |
| 3511226 | WOMEN OF SPIRITUAL VALUES | 1 | 100.00 | 0.00 |
| Pacific Cascade Region Total: | | 36 | 13,400.37 | 12,732.10 |



| | | Jul 09/Jun 10 Number of Contributions | Jul 09/Jun 10 YTD Contributions | Jul 08/Jun 09 Contributions |
|---------------------------------------|---|--|------------------------------------|--------------------------------|
| Panama Region | | | | |
| 3911601 | PANAMA RSC | 1 | 250.00 | 0.00 |
| | <i>Panama Region Total:</i> | 1 | 250.00 | 0.00 |
| Peru Region | | | | |
| 30C1601 | PERU REGION | 2 | 105.00 | 95.00 |
| | <i>Peru Region Total:</i> | 2 | 105.00 | 95.00 |
| Philippines Region | | | | |
| | INDIVIDUAL MEMBERS | 1 | 20.00 | 0.00 |
| 3961601 | PHILIPPINES REGION | 1 | 400.00 | 0.00 |
| | <i>Philippines Region Total:</i> | 2 | 420.00 | 0.00 |
| Portugal Region | | | | |
| 3521601 | PORTUGAL REGION-APNA | 1 | 665.82 | 155.98 |
| | <i>Portugal Region Total:</i> | 1 | 665.82 | 155.98 |
| Quebec Region | | | | |
| 3531401 | CSL SUD-QUEST | 1 | 903.45 | 5,928.82 |
| 3531601 | QUEBEC RSC/C.S.R.Q.N.A. | 1 | 1,000.00 | 0.00 |
| | <i>Quebec Region Total:</i> | 2 | 1,903.45 | 5,928.82 |
| Red River Region | | | | |
| 30H1601 | RED RIVER RSC | 2 | 1,700.00 | 600.00 |
| | <i>Red River Region Total:</i> | 2 | 1,700.00 | 600.00 |
| Region 51 Narcotics Anonymous | | | | |
| 3621230 | ADDICTS TOGETHER (NV) | 13 | 689.34 | 582.58 |
| 3621402 | EAST LAS VEGAS AREA | 2 | 1,124.39 | 2,954.43 |
| 3621216 | EAST SIDE STORY GROUP (NV) | 0 | 0.00 | 119.05 |
| 3621236 | HAPPY JOYOUS & FREE | 9 | 268.06 | 0.00 |
| 3621209 | HOW IT WORKS GROUP (NV) | 2 | 211.00 | 0.00 |
| | INDIVIDUAL MEMBERS | 1 | 1,000.00 | 0.00 |
| 3621233 | IT WORKS HOW & WHY | 2 | 143.00 | 45.50 |
| 3621221 | JUST FOR TODAY GROUP (NV) | 1 | 10.00 | 0.00 |
| 3621201 | LIVING CLEAN GROUP (NV) | 0 | 0.00 | 43.11 |
| 3621234 | MONDAY SOLUTION | 5 | 83.00 | 64.00 |
| 3621235 | MORE WILL BE REVEALED | 3 | 186.50 | 119.50 |
| 3621203 | NEW FOUND FREEDOM GROUP (NV) | 5 | 132.50 | 144.00 |
| 3621232 | NEW FREEDOM GROUP | 2 | 50.00 | 80.00 |
| 3621403 | NORTH BY NORTHWEST AREA | 10 | 6,515.25 | 9,935.11 |
| 3621237 | ONLY ONE REQUIREMENT | 1 | 12.00 | 0.00 |
| 3621601 | REGION 51 NARCOTICS ANONYMOUS | 5 | 10,745.59 | 4,000.00 |
| 3621229 | SATURDAY NIGHT SURRENDER | 4 | 84.50 | 0.00 |
| 3621401 | SOUTHERN NEVADA AREA | 1 | 2,865.25 | 0.00 |
| 3621205 | THAT WAS THEN THIS IS NOW | 0 | 0.00 | 50.16 |
| 3621208 | WEDNESDAY NITE LIVE GROUP (NV) | 0 | 0.00 | 10.50 |
| 3621211 | WHERE I'M AT GROUP (NV) | 7 | 61.77 | 96.41 |
| 3621212 | YOU ARE A STRANGER HERE ONCE | 0 | 0.00 | 33.00 |
| | <i>Region 51 Narcotics Anonymous Total:</i> | 73 | 24,182.15 | 18,277.35 |
| Region del Coqui (Puerto Rico) | | | | |
| 3841405 | COMITE NA AREA NORTE CENTRO | 8 | 316.45 | 84.90 |
| 3841403 | COMITE SERVICIO NA AREA OESTE | 7 | 192.50 | 38.00 |



| | | Jul 09/Jun 10 Number of Contributions | Jul 09/Jun 10 YTD Contributions | Jul 08/Jun 09 Contributions |
|---|--|--|------------------------------------|--------------------------------|
| <i>Region del Coquí (Puerto Rico) continued</i> | | | | |
| 3841401 | NA AREA NORTE CENTRO | 3 | 88.50 | 0.00 |
| 3841601 | REGION DEL COQUI | 1 | 250.00 | 500.00 |
| | <i>Region del Coquí (Puerto Rico) Total:</i> | 19 | 847.45 | 622.90 |
| Rio Grande Region | | | | |
| 3551209 | BASIC GROUP NA (NM) | 1 | 41.11 | 13.18 |
| 3551403 | BOSQUE AREA NA | 4 | 270.00 | 85.00 |
| 3551202 | CAVERN CITY GROUP (NM) | 0 | 0.00 | 190.00 |
| 3551203 | CLEAN IN BELEN (NM) | 1 | 40.00 | 164.33 |
| 3551204 | EXPERIENCE, STRENGTH & HOPE | 0 | 0.00 | 15.07 |
| 3551213 | FREEDOM FROM ACTIVE ADDICTION | 1 | 20.00 | 0.00 |
| 3551402 | GREATER ALBUQUERQUE AREA | 6 | 759.25 | 1,943.79 |
| | INDIVIDUAL MEMBERS | 0 | 0.00 | 135.60 |
| 3551207 | MORE WILL BE REVEALED (NM) | 2 | 257.95 | 290.15 |
| 3553001 | RIO GRANDE CONVENTION | 1 | 3,726.27 | 2,000.00 |
| 3551212 | VIVIENDO EL PROGRAMA | 4 | 167.49 | 0.00 |
| | <i>Rio Grande Region Total:</i> | 20 | 5,282.07 | 4,837.12 |
| San Diego/Imperial Region | | | | |
| 3561205 | BASIC TEXT STUDY (CA) | 2 | 138.54 | 0.00 |
| 3561226 | FRIDAY NIGHT POINT LOMA | 3 | 92.00 | 0.00 |
| 3561209 | HERE & NOW GROUP (CA) | 0 | 0.00 | 106.95 |
| | INDIVIDUAL MEMBERS | 1 | 20.00 | 110.25 |
| 3561224 | LEARN IT TO LIVE IT GROUP | 1 | 16.00 | 141.00 |
| 3561227 | MONDAY NIGHT 11TH STEP MEETING | 2 | 37.41 | 0.00 |
| 3561229 | MONDAY NIGHT ENCINITAS GROUP | 1 | 119.92 | 0.00 |
| 3561212 | MONDAY NITE BOOK STUDY (CA) | 0 | 0.00 | 180.60 |
| 3561207 | NEW WAY OF LIFE GROUP (CA) | 0 | 0.00 | 95.00 |
| 3561402 | NORTH COAST AREA (CA) | 10 | 371.18 | 517.41 |
| 3561225 | RESPECT THE MIRACLE GROUP | 3 | 55.57 | 73.70 |
| 3561601 | SAN DIEGO/IMPERIAL RSC | 12 | 1,370.87 | 785.51 |
| 3561215 | SATURDAY MORNING LIVE (CA) | 0 | 0.00 | 86.00 |
| 3561228 | SATURDAY MORNING MEN'S STAG | 1 | 9.00 | 0.00 |
| 3561208 | SOLUTIONS GROUP (CA) | 0 | 0.00 | 44.00 |
| 3561222 | TAKING OFF THE MASK MEETING | 0 | 0.00 | 67.50 |
| 3561230 | THE S H O W GROUP | 1 | 39.57 | 0.00 |
| 3561223 | WE DO RECOVER | 0 | 0.00 | 100.00 |
| | <i>San Diego/Imperial Region Total:</i> | 37 | 2,270.06 | 2,307.92 |
| Show Me Region | | | | |
| 3571206 | ANOTHER SUNRISE GROUP | 2 | 355.43 | 490.13 |
| 3571243 | DOOR TO RECOVERY | 1 | 193.32 | 0.00 |
| 3571241 | GRATITUDE IN RECOVERY | 3 | 504.27 | 104.94 |
| 3571403 | GREATER ST CHARLES AREA | 3 | 615.00 | 360.00 |
| 3571404 | HEARTLAND AREA OF NA | 1 | 293.00 | 359.86 |
| | INDIVIDUAL MEMBERS | 1 | 100.00 | 145.00 |
| 3571201 | INNER CITY SERENITY GROUP | 0 | 0.00 | 24.10 |
| 3571204 | LEBANON NA GROUP (MO) | 3 | 186.00 | 0.00 |
| 3571401 | LITTLE EGYPT AREA | 1 | 1,612.80 | 346.05 |
| 3571236 | MACON RECOVERY | 5 | 130.00 | 425.00 |
| 3571207 | MIRACLES OF LIFE GROUP (MO) | 0 | 0.00 | 35.00 |
| 3571218 | NEW HOPE GROUP (MO) | 1 | 6.27 | 0.00 |
| 3571215 | NEW LIFE GROUP (MO) | 1 | 120.00 | 120.00 |
| 3571237 | NEW PERSPECTIVE GROUP | 0 | 0.00 | 100.00 |



| | | Jul 09/Jun 10 Number of Contributions | Jul 09/Jun 10 YTD Contributions | Jul 08/Jun 09 Contributions |
|-----------------------------------|--------------------------------|--|------------------------------------|--------------------------------|
| <i>Show Me Region continued</i> | | | | |
| 3571402 | NORTHLAND AREA OF NA (MO) | 2 | 186.26 | 290.14 |
| 3571239 | ONE STEP CLOSER | 0 | 0.00 | 75.00 |
| 3571244 | OP NA | 1 | 20.00 | 0.00 |
| 3571209 | POINT OF FREEDOM GROUP (MO) | 6 | 144.00 | 120.00 |
| 3571406 | PRIMARY PURPOSE AREA OF NA | 3 | 959.07 | 1,470.82 |
| 3571601 | SHOW ME RSC | 1 | 7,738.40 | 6,268.28 |
| 3571240 | SPARK OF LIFE | 2 | 351.06 | 198.17 |
| 3571212 | SPIRITUAL CONNECTION | 3 | 629.00 | 0.00 |
| 3571238 | STEPPING STONES NA | 0 | 0.00 | 75.00 |
| 3571202 | SURVIVORS GROUP (MO) | 1 | 10.00 | 23.00 |
| 3571203 | THE MIRACLE GROUP (MO) | 6 | 130.00 | 35.00 |
| 3571242 | TODAY'S CHOICE GROUP OF NA | 2 | 31.43 | 0.00 |
| 3571405 | UKCANA/UNITED KANSAS CITY AREA | 1 | 271.15 | 790.76 |
| 3571245 | WE DO RECOVER | 1 | 50.00 | 0.00 |
| 3571246 | WHEN WE LISTEN | 1 | 39.50 | 0.00 |
| <i>Show Me Region Total:</i> | | 52 | 14,675.96 | 11,856.25 |
| Sierra Sage Region | | | | |
| | INDIVIDUAL MEMBERS | 1 | 15.00 | 0.00 |
| 3581202 | REACHING FOR RECOVERY GROUP | 0 | 0.00 | 280.00 |
| 3581211 | SATURDAY NITE SPECIAL | 0 | 0.00 | 15.38 |
| 3581601 | SIERRA SAGE RSC | 13 | 6,350.00 | 3,050.00 |
| 3581212 | SOUTH SHORE NA | 1 | 100.00 | 0.00 |
| <i>Sierra Sage Region Total:</i> | | 15 | 6,465.00 | 3,345.38 |
| South Africa | | | | |
| | INDIVIDUAL MEMBERS | 0 | 0.00 | 15.18 |
| 3991229 | SOUTH AFRICA GROUP DONATION | 1 | 100.00 | 0.00 |
| 3991605 | SOUTH AFRICA REGION | 1 | 4,000.00 | 2,934.27 |
| <i>South Africa Total:</i> | | 2 | 4,100.00 | 2,949.45 |
| South Dakota Region | | | | |
| 3051203 | NEW HOPE GROUP | 2 | 250.00 | 100.00 |
| <i>South Dakota Region Total:</i> | | 2 | 250.00 | 100.00 |
| South Florida Region | | | | |
| 3591201 | AHORA SI GROUP | 2 | 290.00 | 0.00 |
| 3591210 | BELLEVUE GROUP FOREST AREA | 0 | 0.00 | 100.00 |
| 3591203 | EASTSIDE MONDAY NIGHT GROUP | 1 | 54.64 | 0.00 |
| 3591406 | FOREST AREA SERVICE COMMITTEE | 3 | 278.50 | 121.00 |
| 3591239 | GOOD ORDERLY DIRECTIONS (FL) | 1 | 100.00 | 0.00 |
| | INDIVIDUAL MEMBERS | 3 | 115.00 | 14.00 |
| 3591238 | IT WORKS GROUP (FL) | 9 | 250.46 | 0.00 |
| 3591243 | MORE WILL BE REVEALED (FL) | 0 | 0.00 | 651.00 |
| 3591241 | NEVER ALONE GROUP (FL) | 1 | 20.00 | 0.00 |
| 3591252 | NEW BEGININGS GROUP | 1 | 55.00 | 0.00 |
| 3591235 | NEW SUNDAY MORNING (FL) | 1 | 78.00 | 244.00 |
| 3591250 | RENACIMIENTO GROUP | 1 | 300.00 | 100.00 |
| 3181403 | SHARK COAST AREA (FL) | 0 | 0.00 | 500.00 |
| 3591247 | SICKEST OF THE SICK GROUP | 0 | 0.00 | 52.05 |
| 3591401 | SOUTH DADE AREA | 3 | 1,100.00 | 2,200.00 |
| 3591601 | SOUTH FLORIDA RSC | 2 | 2,196.71 | 27,071.63 |
| 3591242 | STAIRWAY TO RECOVERY (FL) | 7 | 160.90 | 177.20 |
| 3591251 | STEP UP TO RECOVERY GROUP | 2 | 165.94 | 0.00 |
| 3591405 | SUNSET COAST AREA (FL) | 3 | 334.77 | 631.42 |



| | | Jul 09/Jun 10 Number of Contributions | Jul 09/Jun 10 YTD Contributions | Jul 08/Jun 09 Contributions |
|---------------------------------------|--|--|------------------------------------|--------------------------------|
| <i>South Florida Region continued</i> | | | | |
| 3591205 | THE TRUTH WILL SET YOU FREE | 4 | 109.00 | 150.00 |
| 3591246 | TOGETHER WE GROW | 0 | 0.00 | 65.00 |
| 3591248 | UN NUERO AMANECER | 0 | 0.00 | 20.00 |
| 3591249 | WOMEN AND RECOVERY | 11 | 127.69 | 36.79 |
| | <i>South Florida Region Total:</i> | 55 | 5,679.61 | 32,191.09 |
| Southern Brazil Region | | | | |
| 3821401 | ASC VALE DO SINOS | 2 | 260.00 | 0.00 |
| 3821205 | SAO JOSE GROUP | 1 | 110.00 | 0.00 |
| 3821404 | SERRA GAUCHA CSA | 1 | 560.00 | 0.00 |
| | <i>Southern Brazil Region Total:</i> | 4 | 930.00 | 0.00 |
| Southern California Region | | | | |
| 36012A3 | BASIC TRAINING | 1 | 50.00 | 0.00 |
| 3601296 | CINCO CASAS 12 X 12 MEETING | 2 | 353.13 | 0.00 |
| 3601220 | COURAGE TO CHANGE GROUP (CA) | 3 | 95.00 | 164.96 |
| 3601289 | DESIRE TO RECOVER GROUP | 3 | 60.00 | 70.00 |
| 3601406 | EASTERN INLAND EMPIRE AREA | 1 | 553.50 | 0.00 |
| 3601408 | EASTERN SIERRA AREA | 3 | 517.85 | 380.35 |
| 3601295 | ELEVENTH STEP GROUP | 2 | 34.14 | 24.71 |
| 3601291 | FIVE & DIME GROUP | 0 | 0.00 | 50.00 |
| 3601290 | FREE ON FRIDAY GROUP | 1 | 6.50 | 0.00 |
| 3601297 | FRIDAY HIGH NOON | 1 | 50.00 | 0.00 |
| 3601292 | IMPAC TUESDAY NIGHT MEETING | 0 | 0.00 | 150.00 |
| | INDIVIDUAL MEMBERS | 7 | 1,141.68 | 227.40 |
| 3601221 | KNOLLWOOD GROUP (CA) | 1 | 135.34 | 199.00 |
| 36012A2 | LONE PINE GROUP | 2 | 100.00 | 0.00 |
| 3601299 | QUEST FOR SERENITY | 1 | 390.23 | 0.00 |
| 3601247 | RECOVERY IS A WAY OF LIFE | 0 | 0.00 | 38.75 |
| 3601210 | RECOVERY ZONE GROUP (CA) | 7 | 266.00 | 375.04 |
| 3601407 | SANTA CLARITA AREA | 2 | 1,200.00 | 1,350.00 |
| 3601293 | SATURDAY NIGHT SPEAKER MEETING | 1 | 20.00 | 99.00 |
| 36012A4 | SEEKING RECOVERY | 1 | 40.00 | 0.00 |
| 3601601 | SOUTHERN CALIFORNIA RSC | 2 | 7,262.08 | 23,331.19 |
| 36012A5 | SPIRITUAL SOLUTIONS HOLLYWOOD | 1 | 20.00 | 0.00 |
| 3601207 | SUNDAY SURRENDER GROUP | 12 | 201.17 | 126.07 |
| 3601219 | SUNSET SERENITY (CA) | 1 | 64.00 | 0.00 |
| 3601294 | THE BLUE ROOM | 0 | 0.00 | 5.00 |
| 3601298 | TUJUNGA SPEAKER MTG (SFV) | 1 | 15.09 | 0.00 |
| 36012A1 | VICTORIOS HIGH NOON MEETING | 1 | 100.00 | 0.00 |
| 3601403 | WESTEND AREA (CA) | 7 | 2,068.39 | 3,321.86 |
| | <i>Southern California Region Total:</i> | 64 | 14,744.10 | 29,913.33 |
| Southern Idaho Region | | | | |
| 3611203 | BGLU GROUP (ID) | 0 | 0.00 | 28.60 |
| 3611213 | GET A GRIP GROUP | 1 | 200.00 | 0.00 |
| 3611211 | IT WORKS HOW & WHY GROUP (ID) | 2 | 185.00 | 412.14 |
| 3613003 | MEN'S RETREAT (MAGIC VALLEY) | 2 | 251.07 | 9.90 |
| 3611202 | NEW ATTITUDES GROUP (ID) | 0 | 0.00 | 38.39 |
| 3611601 | SOUTHERN IDAHO RSC | 0 | 0.00 | 886.97 |
| 3611402 | TREASURE VALLEY AREA (ID) | 1 | 474.84 | 0.00 |
| | <i>Southern Idaho Region Total:</i> | 6 | 1,110.91 | 1,376.00 |



| | | Jul 09/Jun 10 Number of Contributions | Jul 09/Jun 10 YTD Contributions | Jul 08/Jun 09 Contributions |
|---------------------------------------|--------------------------------|--|------------------------------------|--------------------------------|
| Spain Region | | | | |
| 3631601 | SPAIN RSC | 2 | 2,408.08 | 2,506.75 |
| <i>Spain Region Total:</i> | | 2 | 2,408.08 | 2,506.75 |
| Sweden Region | | | | |
| | INDIVIDUAL MEMBERS | 3 | 110.00 | 0.00 |
| 3641205 | LIVING FOR TODAY (SWEDEN) | 1 | 218.45 | 422.18 |
| 3641207 | NA FARSIGRUPPEN/GOTHENBURG | 1 | 200.00 | 0.00 |
| 3641206 | NA GROUP VASTRA FROLUNDA | 1 | 17.87 | 69.00 |
| 3641201 | NEW WAY OF LIFE GROUP (SW) | 1 | 761.90 | 0.00 |
| 3641601 | SWEDEN RSC | 1 | 2,829.40 | 2,211.30 |
| <i>Sweden Region Total:</i> | | 8 | 4,137.62 | 2,702.48 |
| Tejas Bluebonnet Region | | | | |
| 3651214 | 1960 GROUP OF NA | 5 | 104.50 | 202.30 |
| 3651205 | AGAPE FREEDOM GROUP (TX) | 2 | 50.00 | 125.00 |
| 3651227 | ALIVE & KICKING GROUP | 0 | 0.00 | 200.00 |
| 3651403 | ESPERANZA AREA (TX) | 3 | 731.36 | 0.00 |
| 3651228 | FRIDAY NIGHT LIVE | 1 | 20.00 | 55.00 |
| 3651207 | GEM CITY GROUP (TX) | 1 | 12.00 | 63.00 |
| 3651402 | HOUSTON AREA (HASCANA) | 2 | 27.82 | 0.00 |
| | INDIVIDUAL MEMBERS | 3 | 17.15 | 0.00 |
| 3651206 | KEEP IT CLEAN GROUP (TX) | 13 | 560.00 | 800.00 |
| 3651220 | LOST & FOUND GROUP (TX) | 4 | 535.82 | 99.67 |
| 3651226 | MEN OF HOPE GROUP | 0 | 0.00 | 85.60 |
| 3651230 | MONTHLY FREE TODAY | 8 | 90.00 | 0.00 |
| 3311405 | NORTH SIDE AREA (TX) | 0 | 0.00 | 265.00 |
| 3651231 | RECOVERY SOUTH | 2 | 360.00 | 0.00 |
| 3651407 | SOUTHEAST TEXAS AREA OF NA | 2 | 99.22 | 0.00 |
| 3651229 | STEPPING UP GROUP | 5 | 252.67 | 0.00 |
| 3651601 | TEJAS BLUEBONNET RSC | 4 | 15,202.53 | 7,441.32 |
| 3651225 | THE LAST ROOM GROUP | 5 | 24.20 | 44.80 |
| 3651221 | THE RIGHT STUFF GROUP (TX) | 4 | 254.00 | 120.00 |
| 3651223 | THE SOONER THE BETTER (TX) | 11 | 382.12 | 257.00 |
| 3651232 | TWC/HCANA | 1 | 3.65 | 0.00 |
| <i>Tejas Bluebonnet Region Total:</i> | | 76 | 18,727.04 | 9,758.69 |
| Tri State Region | | | | |
| 3661244 | ADDISON TERRACE GROUP | 0 | 0.00 | 2.27 |
| 3661205 | ANOTHER LOOK GROUP (PA) | 0 | 0.00 | 15.00 |
| 3661201 | BEECHWOOD GROUP (PA) | 8 | 87.00 | 50.00 |
| 3661258 | BIGGER ON THE INSIDE | 1 | 25.00 | 0.00 |
| 3661402 | CENTRAL WESTERN PA AREA (CWPA) | 7 | 250.00 | 0.00 |
| 3661413 | CENTRAL WESTMORELAND AREA | 2 | 200.00 | 0.00 |
| 3661414 | EAST END AREA (EEANA) | 2 | 223.00 | 0.00 |
| 3661214 | ELIZABETH GROUP | 1 | 50.00 | 60.00 |
| 3661216 | FRIENDLY GROUP (PA) | 0 | 0.00 | 37.00 |
| 3661409 | GREATER ERIE AREA | 0 | 0.00 | 498.44 |
| 3661257 | HIGHER POWERED GROUP | 0 | 0.00 | 100.00 |
| | INDIVIDUAL MEMBERS | 0 | 0.00 | 30.00 |
| 3661408 | INTERSTATE CROSSROADS AREA | 3 | 1,073.12 | 600.00 |
| 3661247 | IT WORKS HOW & WHY GROUP (PA) | 3 | 77.35 | 34.28 |
| 3661230 | JUST FOR TODAY GROUP (PA) | 1 | 30.00 | 50.00 |
| 3663001 | KINZUA EVENTS COMMITTEE | 1 | 137.30 | 100.00 |
| 3661412 | LAWRENCE COUNTY AREA SER COM | 0 | 0.00 | 100.00 |



| | | Jul 09/Jun 10 Number of Contributions | Jul 09/Jun 10 YTD Contributions | Jul 08/Jun 09 Contributions |
|------------------------------------|---|--|------------------------------------|--------------------------------|
| <i>Tri State Region continued</i> | | | | |
| 3661256 | MONDAY NIGHT NA OF SHEFFIELD | 0 | 0.00 | 15.00 |
| 3661415 | NPASCNA | 1 | 40.36 | 0.00 |
| 3661401 | PITTSBURGH AREA | 2 | 233.00 | 223.23 |
| 3661407 | SOUTH HILLS AREA (PA) | 7 | 2,784.26 | 3,513.34 |
| 3661601 | TRI - STATE RSC | 2 | 5,500.00 | 11,000.00 |
| 3661204 | WOMEN'S RECOVERY GROUP (PA) | 2 | 60.00 | 75.00 |
| | <i>Tri State Region Total:</i> | 43 | 10,770.39 | 16,503.56 |
| Turkey | | | | |
| 30D1601 | TURKEY REGION | 0 | 0.00 | 200.00 |
| | <i>Turkey Total:</i> | 0 | 0.00 | 200.00 |
| United Kingdom Region | | | | |
| 3941201 | EASTCOMBE GROUP (ENGLAND) | 1 | 84.70 | 0.00 |
| 3941601 | UNITED KINGDOM REGION | 1 | 3,726.37 | 3,667.57 |
| | <i>United Kingdom Region Total:</i> | 2 | 3,811.07 | 3,667.57 |
| Upper Midwest Region | | | | |
| 3671208 | FREEDOM GROUP (ND) | 0 | 0.00 | 200.00 |
| 3671214 | FRIDAY NITE NA | 1 | 7.97 | 0.00 |
| | INDIVIDUAL MEMBERS | 1 | 143.15 | 100.00 |
| 3671213 | JUST FOR TODAY (MN) | 0 | 0.00 | 15.77 |
| 3671215 | KEEPING THE FAITH | 1 | 25.00 | 0.00 |
| 3671402 | LAKE AGASSIZ AREA SERVICE COMM | 0 | 0.00 | 500.00 |
| 3671401 | MANITOBA AREA | 1 | 300.00 | 691.90 |
| 3671601 | UPPER MID-WEST RSC | 0 | 0.00 | 400.00 |
| 3671202 | WE DO RECOVER | 0 | 0.00 | 24.00 |
| | <i>Upper Midwest Region Total:</i> | 4 | 476.12 | 1,931.67 |
| Upper Rocky Mountain Region | | | | |
| 3681216 | ANONYMOUS NEWCASTLE NA GROUPS | 1 | 420.00 | 0.00 |
| 3681403 | CENTRAL BASIN AREA OF NA | 2 | 100.00 | 0.00 |
| 3681202 | CLEAN & FREE GROUP (WY) | 1 | 50.00 | 40.00 |
| 3681215 | GREYBULL GROUP | 1 | 20.00 | 0.00 |
| 3681208 | HOPE NOT DOPE GROUP (WY) | 2 | 794.48 | 468.77 |
| 3681212 | LIVE FROM LARAMIE GROUP (WY) | 1 | 56.89 | 67.58 |
| 3681210 | LIVING CLEAN GROUP (WY) | 1 | 32.22 | 0.00 |
| 3681201 | LIVING PROOF GROUP (WY) | 7 | 298.30 | 127.91 |
| 3681213 | NARCOTICS ANONYMOUS (WY) | 1 | 37.33 | 35.80 |
| 3681214 | THERMOP NA | 3 | 150.00 | 150.00 |
| 3681601 | UPPER ROCKY MOUNTAIN RSC | 3 | 688.26 | 713.69 |
| 3681401 | WYO - BRASKA AREA | 1 | 63.18 | 0.00 |
| 3681402 | WYOMING WESTERN AREA | 1 | 50.00 | 50.00 |
| | <i>Upper Rocky Mountain Region Total:</i> | 25 | 2,760.66 | 1,653.75 |
| Uruguay Region | | | | |
| 3741601 | URUGUAY REGION | 1 | 916.50 | 1,161.60 |
| | <i>Uruguay Region Total:</i> | 1 | 916.50 | 1,161.60 |
| Utah Region | | | | |
| 3691402 | CENTRAL UTAH AREA | 6 | 137.05 | 178.69 |
| | INDIVIDUAL MEMBERS | 18 | 424.05 | 0.00 |
| 3691405 | LAKESIDE UNITY AREA OF NA | 2 | 176.81 | 0.00 |



| | | Jul 09/Jun 10 Number of Contributions | Jul 09/Jun 10 YTD Contributions | Jul 08/Jun 09 Contributions |
|------------------------------------|--------------------------------|--|------------------------------------|--------------------------------|
| <i>Utah Region continued</i> | | | | |
| 3691401 | NORTHERN UTAH AREA (NUASC) | 11 | 490.34 | 800.14 |
| 3691404 | TUMBLEWEED AREA | 0 | 0.00 | 100.00 |
| 3691601 | UTAH RSC | 6 | 596.78 | 1,066.75 |
| | <i>Utah Region Total:</i> | 43 | 1,825.03 | 2,145.58 |
| Venezuela Region | | | | |
| 30S1601 | VENEZUELA REGION | 1 | 120.00 | 300.00 |
| | <i>Venezuela Region Total:</i> | 1 | 120.00 | 300.00 |
| Volunteer Region | | | | |
| 3701238 | CORDOVA HOPE NA | 0 | 0.00 | 80.00 |
| 3701240 | GOODWILL GROUP | 0 | 0.00 | 40.00 |
| 3701243 | HAPPY HOUR GROUP | 1 | 93.00 | 0.00 |
| 3701235 | HOPE FIENDS | 1 | 4.87 | 42.72 |
| 3701239 | HOPE NOT DOPE | 1 | 30.00 | 45.00 |
| | INDIVIDUAL MEMBERS | 4 | 270.00 | 270.00 |
| 3701241 | IT JUST GETS BETTER | 1 | 50.00 | 0.00 |
| 3701204 | LEXINGTON SURVIVORS (TN) | 0 | 0.00 | 15.15 |
| 3701244 | NEVER ALONE GROUP | 1 | 20.00 | 0.00 |
| 3701236 | NO MATTER WHAT GROUP (TN) | 12 | 519.93 | 511.59 |
| 3701237 | NO NAME NA GROUP | 2 | 50.00 | 73.74 |
| 3701202 | NOTHING TO FEAR GROUP (TN) | 0 | 0.00 | 225.69 |
| 3701206 | PRIMARY PURPOSE GROUP (TN) | 6 | 154.00 | 146.00 |
| 3701220 | RECOVERY BOUND GROUP | 0 | 0.00 | 25.00 |
| 3701242 | SERENITY IN THE SMOKIES | 1 | 20.00 | 0.00 |
| 3701229 | SURVIVORS GROUP (TN) | 0 | 0.00 | 45.00 |
| 3701245 | THE ATTIC GROUP | 1 | 25.00 | 0.00 |
| 3701601 | VOLUNTEER RSC | 2 | 9,067.15 | 0.00 |
| 3701401 | WEST TENNESSEE AREA | 3 | 495.83 | 661.17 |
| | <i>Volunteer Region Total:</i> | 36 | 10,799.78 | 2,181.06 |
| Washington - Northern Idaho | | | | |
| 3711247 | ADDICTS IN RECOVERY | 1 | 20.00 | 0.00 |
| 3711233 | ASK IT BASKIT GROUP (WA) | 6 | 120.00 | 100.00 |
| 3711202 | BASIC NA GROUP (WA) | 1 | 75.00 | 0.00 |
| 3713001 | COURAGE TO CHANGE RETREAT (WA) | 1 | 35.99 | 54.97 |
| 3711203 | DECISIONS GROUP (WA) | 1 | 46.85 | 0.00 |
| 3711238 | FRIDAY HARBOR GROUP | 2 | 18.47 | 18.31 |
| 3711207 | FRIDAY NIGHT ALIVE GROUP (WA) | 12 | 390.00 | 330.00 |
| 3711243 | FRIDAY NIGHT NO MATTER WHAT GP | 0 | 0.00 | 50.00 |
| 3711241 | FRIDAY NIGHT STEP STUDY | 3 | 193.80 | 0.00 |
| 3711242 | GRACE GROUP | 2 | 65.00 | 96.00 |
| | INDIVIDUAL MEMBERS | 6 | 2,678.00 | 2,700.00 |
| 3711226 | KIND OF THURSDAY NIGHT GROUP | 2 | 175.00 | 193.00 |
| 3711222 | LOVIN' SPOONFULL NA | 11 | 397.58 | 623.27 |
| 3711244 | MONDAY NIGHT RECOVERY | 10 | 456.35 | 0.00 |
| 3711213 | MORE GRATITUDE LESS ATTITUDE | 11 | 545.91 | 456.75 |
| 3711212 | NEW FRONTIERS GROUP (WA) | 8 | 1,345.00 | 0.00 |
| 3711406 | NORTH PUGET SOUND AREA (WA) | 2 | 1,113.08 | 956.96 |
| 3711410 | NORTHWEST WASHINGTON AREA | 1 | 304.90 | 3,388.32 |
| 3711248 | OASIS GROUP | 1 | 81.46 | 0.00 |
| 3711246 | OLD SKOOL GROUP | 1 | 43.27 | 0.00 |
| 3713008 | PENDLETON CARNIVAL | 0 | 0.00 | 300.00 |



| | | Jul 09/Jun 10 Number of Contributions | Jul 09/Jun 10 YTD Contributions | Jul 08/Jun 09 Contributions |
|--|---|--|------------------------------------|--------------------------------|
| <i>Washington - Northern Idaho continued</i> | | | | |
| 3711240 | RECOVERY BY THE BOOK | 2 | 60.00 | 75.00 |
| 3711245 | REVELATIONS GROUP | 1 | 25.00 | 0.00 |
| 3711401 | SEATTLE AREA (WA) | 2 | 42.00 | 0.00 |
| 3711216 | SERENITY SEEKERS GROUP (ID) | 0 | 0.00 | 97.00 |
| 3711412 | SOUTH KING COUNTY (SKCANA) | 0 | -1,604.91 | 1,995.14 |
| 3711223 | SOUTHENDERS GROUP | 0 | 0.00 | 112.87 |
| 3711403 | THE LEWIS COUNTY AREA (TLCANA) | 2 | 254.98 | 285.33 |
| 3711229 | TOWER OF POWER GROUP (WA) | 1 | 5.00 | 90.08 |
| 3711404 | TRI - CITIES AREA (WA) | 1 | 100.00 | 374.44 |
| 3711205 | UNITY IN UNION GROUP | 10 | 275.63 | 251.20 |
| 3711601 | WASHINGTON-NORTHERN IDAHO RSC | 5 | 19,549.73 | 44,860.59 |
| 3711411 | WEST PUGET SOUND AREA | 0 | 0.00 | 60.64 |
| 3713007 | WNIR CONVENTION & EVENTS | 0 | 0.00 | 2,059.36 |
| | <i>Washington - Northern Idaho Total:</i> | 106 | 26,813.09 | 59,529.23 |
| Western New York Region | | | | |
| | INDIVIDUAL MEMBERS | 1 | 25.00 | 90.37 |
| 3811211 | IT'S NEVER TOO LATE GROUP | 0 | 0.00 | 50.00 |
| 3811202 | MUSTARD SEED GROUP (NY) | 0 | 0.00 | 82.00 |
| 3811212 | SIMPLICITY GROUP | 2 | 700.00 | 0.00 |
| 3811210 | WEE RECOVER (NY) | 1 | 160.00 | 0.00 |
| 3811601 | WESTERN NEW YORK RSC | 1 | 2,000.00 | 4,753.43 |
| | <i>Western New York Region Total:</i> | 5 | 2,885.00 | 4,975.80 |
| Wisconsin Region | | | | |
| 3721406 | BADGERLAND AREA SERVICE | 2 | 164.13 | 87.06 |
| | INDIVIDUAL MEMBERS | 2 | 36.00 | 100.00 |
| 3721405 | INLAND LAKES UNITY AREA | 2 | 725.00 | 625.00 |
| 3721211 | JUST FOR TODAY BAY CITY GROUP | 0 | 0.00 | 60.00 |
| 3721403 | KETTLE MORaine AREA | 0 | 0.00 | 518.37 |
| 3721210 | MONDAY NITE SURRENDER (WI) | 2 | 202.12 | 25.00 |
| 3721402 | NORTHEAST WISCONSIN AREA | 5 | 928.71 | 668.25 |
| 3721407 | NORTHERN LIGHTS ASC (WI) | 0 | 0.00 | 100.00 |
| 3721201 | STRAIGHT AHEAD GROUP (WI) | 1 | 14.00 | 0.00 |
| 3721601 | WISCONSIN RSC | 8 | 5,091.37 | 990.80 |
| | <i>Wisconsin Region Total:</i> | 22 | 7,161.33 | 3,174.48 |
| | <i>Grand Total:</i> | 2,203 | 643,745.24 | 807,711.10 |